



**Distributor of Amphenol Commercial Products: Excellent Integrated System Limited**  
Datasheet of L17HTNCGPOL2RM54C - D-Sub Connector Plug, Male Pins 37 Position Through  
Hole Solder

Contact us: [sales@integrated-circuit.com](mailto:sales@integrated-circuit.com) Website: [www.integrated-circuit.com](http://www.integrated-circuit.com)

---

## **Excellent Integrated System Limited**

Stocking Distributor

Click to view price, real time Inventory, Delivery & Lifecycle Information:

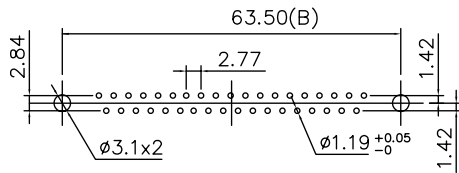
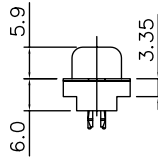
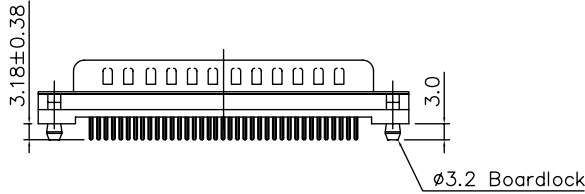
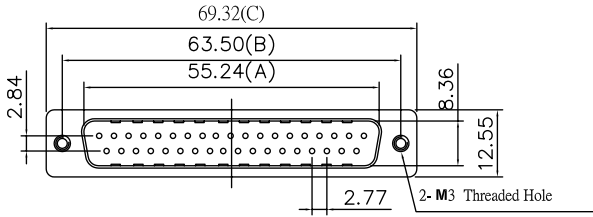
[Amphenol Commercial Products](#)  
[L17HTNCGPOL2RM54C](#)

For any questions, you can email us directly:

[sales@integrated-circuit.com](mailto:sales@integrated-circuit.com)

Contact us: [sales@integrated-circuit.com](mailto:sales@integrated-circuit.com) Website: [www.integrated-circuit.com](http://www.integrated-circuit.com)

This document is the property of Amphenol Corporation and is delivered on the express condition that it is not to be disclosed, reproduced or used, in whole or in part, for the manufacture or sale by anyone other than Amphenol Corporation without its prior consent, and that no right is granted to disclose or to use any information in this document.



Recommended PCB Layout

**Product Specification**

**Material**  
**Insulator:** Glass-Filled Thermoplastic PBT, UL94V-0 rated  
**Contact:** Brass or Phosphor Bronze with 30 u" gold plated.  
**Shell:** Steel, 100u" Tin Over 50u" min Nickel.  
**Clinch Nut:** Brass, 100u" min Nickel Plated.  
**Boardlock:** Brass, 100u" min Nickel Plated.

**Electrical**

**Contact Resistance:** 20 milliohms Max at 1 Amp DC.  
**Insulation Resistance:** 1000 megohms at 500 VDC  
**Dielectric Withstanding Voltage:** 1000 VAC/rms 60Hz for 1 minute  
**Current Rating:** 5 Amp  
**Volatge Rating:** 250 VAC/rms 60Hz



TOLERANCE (mm)	APPROVALS	DATE	TITLE	AMPHENOL		
X, ±0.3	DRAWN XXXXX	dd/mm/yy	STRAIGHT PCB TERMINATION HIGH TEMPERATURE CONNECTORS	AMPHENOL SOCAPEX Dole Plant		
X,X, ±0.25	CHECKED XXXXX	dd/mm/yy				
X,XX, ±0.15	APPROVED JFL	dd/mm/yy		Scale N.A., Sheet 1 of 1		
UNLESS OTHERWISE SPECIFIED			UNIT: mm	SIZE: A4	DRAWING N°: L17HTNCGPOL2RM54C	REV: A