

Excellent Integrated System Limited

Stocking Distributor

Click to view price, real time Inventory, Delivery & Lifecycle Information:

[Triad Magnetics](#)

[N-59MG](#)

For any questions, you can email us directly:

sales@integrated-circuit.com



**POWER TRANSFORMER
CHASSIS MOUNT : Isolation**

N-59MG

Electrical Specifications (@25°C)

1. Maximum Power: 1000 VA
2. Input Voltage: 115 V, 50 / 60 Hz
3. Output Voltage: 115V ± 5%
4. Full Secondary Load: 8.70 Amps RMS
5. Voltage Regulation: 5 % TYP @ full load to no load

Description:

The N-59MG is power transformer for isolating equipment from direct connection to the power line. It is constructed with nonconcentrically wound coils. The primary and secondary are wound on separate arbors, then assembled on a laminate core side-by-side separated by insulation. This prevents electrical connection under normal or overload conditions between the primary and secondary windings.

Safety:

These units are designed with 1500V isolation between winding to winding and between winding and core. Materials and construction are rated for Class B insulation system.

Dimensions: Unit: In inches

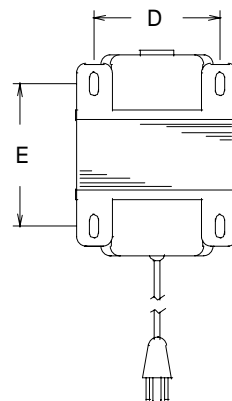
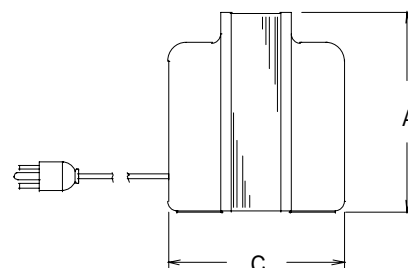
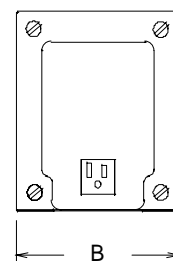
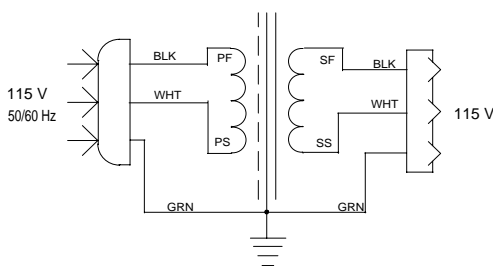
A	B	C	D	E
5.312	4.50	7.125	3.50	6.00

Weight: 31.0 lbs

Mounting Holes: 0.50 x 0.250

Connections: 6 ft. long cord, 5-15P NEMA Plug, 5-15R NEMA Receptacle

Schematic:



RoHS Compliance: As of manufacturing date February 2005, all standard products meet the requirements of 2011/65/EU, known as the RoHS initiative.

* Upon printing, this document is considered "uncontrolled". Please contact Triad Magnetics' website for the most current version.

Web: www.TriadMagnetics.com
Phone 951-277-0757
Fax 951-277-2757

460 Harley Knox Blvd.
Perris, California 92571

Publish Date: December 4, 2013