

## Excellent Integrated System Limited

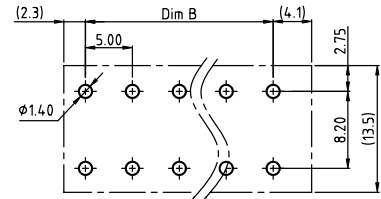
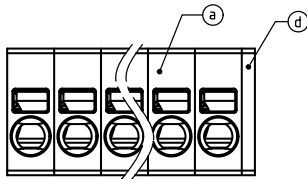
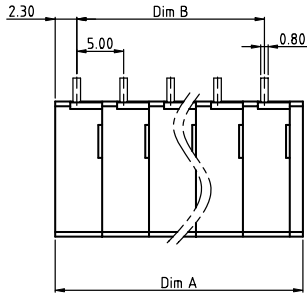
Stocking Distributor

Click to view price, real time Inventory, Delivery & Lifecycle Information:

[FCI](#)  
[NJ02005000J0G](#)

For any questions, you can email us directly:  
[sales@integrated-circuit.com](mailto:sales@integrated-circuit.com)

PRODUCT NUMBER	PITCH
NJxx00x000J0G	5.00mm



RECOMMENDED P.C.B. LAYOUT  
TOP VIEW

- Material:
- Item (a) Terminal housing: Thermoplastic (UL 94V-0)
  - Item (b) Spring clamp: Stainless steel
  - Item (c) Solder pin: Brass, Tin plated
  - Item (d) Terminal cover: Thermoplastic (UL 94V-0)

- Electrical: cULus
- Voltage rating: 300 V
  - Current rating(Sol): 13A
  - Current rating(Str): 16A
  - Wire range:
    - Solid wire(AWG): 14-24
    - Stranded wire(AWG): 12-24
  - Wire strip length: 9-10mm
  - Withstanding Voltage: 16KV
  - Operating temperature: -40°C to +115°C
  - Soldering temperature: 260°C±5°C/5 Sec
  - Safety Approval:

N=Number of poles  
Dim A=Nx5.00+1.40  
Dim B=(N-1)x5.00

PART NO.: NJ xx 00 x 000J0 G

POLES	Dim A	Dim B
1p	±0.10	
2-6p	±0.10	±0.10
7-12p	±0.20	±0.20
13-18p	±0.30	±0.30
19-24p	±0.40	±0.40

No. of poles	Color	RoHS compliant (lead-4%) In copper Alloy
0	Black (RAL9005)	
01	Red (RAL3001/D)	
02	Orange(RAL2011/P)	
...	...	
02	Yellow(RAL1018/A)	
...	...	
5	Green(RAL6018/T)	
6	Blue (RAL5015/A)	
8	Grey(RAL7004/P)	
9	White(RAL1102)	
C	Multiple colors	

mat'l. code	surface ASME Y14.5	tolerance ASME Y14.5	projection	product family	TERMINAL BLOCK
ltr	ecn	no	dr	date	title
tolerances unless otherwise specified					TERMINAL BLOCK
angles					SPRING CLAMP,90D WIRE INLET
X±1°					dwg no
X.X±0.3					sheet 1 of 1
X.XX±0.1					size
scale					A4
dr					NJxx00x000J0G
enr					type
chr					CUSTOMER Drawing
appd					
sheet index	revision sheet	A	1		