

## Excellent Integrated System Limited

Stocking Distributor

Click to view price, real time Inventory, Delivery & Lifecycle Information:

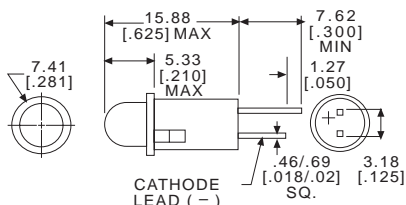
[Dialight](#)  
[5591201001](#)

For any questions, you can email us directly:  
[sales@integrated-circuit.com](mailto:sales@integrated-circuit.com)

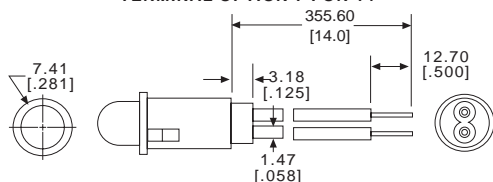
**5mm**  
**LED Panel Mount Indicator**  
**2mA and High Efficiency LEDs**  
**.250" Mounting Hole, Snap In Mounting**

**Dialight**  
**559 Series**

**STRAIGHT TERMINALS – TERMINAL OPTION 1**



**24 AWG WIRE LEADS – TERMINAL OPTION 3 FOR 6" TERMINAL OPTION 7 FOR 14"**



NOTE: WIRE LEAD COLORS RED (ANODE) & BLACK (CATHODE)

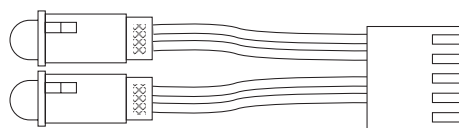
**BENEFITS**

- Available with a variety of LEDs
- Designed for quick positive insertions in panels from .787mm [.031] through 1.57mm [.062] thick. Recommended hole size from 6.32mm [.249] to 6.40mm [.252].
- Front panel mounting
- Uniform illumination
- Snap-in mounting requires no additional hardware
- IC compatible
- Housing meets UL94V-0
- High reliability - 100,000 hour life
- Black housing enhances LED contrast
- Straight terminals suitable for wire-wrapping

**CUSTOM CAPABILITIES**

Connectors and terminals can be added to wire leads

**Example**



Typical Operating Characteristics ( $T_A=25^\circ\text{C}$ )  
**LOW CURRENT, 2mA, DIFFUSED LED**

Part Number	Color	Termination Options	Peak Wavelength (nm)	Iv (mcd)	If (mA)	Vf		Min Reverse Voltage	Viewing Angle $2\theta_{1/2}$	Forward Current (mA)	Temperature $^\circ\text{C}$	
						Typ	Max				Operating	Storage
559-1101-00x	R	1,3,7	635	2	2	1.8	2.2	5	50	7	-55/+100	-55/+100
559-1201-00x	Y	1,3,7	583	1.8	2	1.9	2.7	5	50	7	-55/+100	-55/+100
559-1301-00x	G	1,3,7	565	1.8	2	1.8	2.2	5	50	7	-55/+100	-55/+100

Absolute  
 Maximum Ratings

**HIGH EFFICIENCY, DIFFUSED LED**

559-2101-00x	R	1,3,7	650	7	10	2.2	2.55	3	50	20	-25/+85	-30/+100
559-2201-00x	G	1,3,7	563	10	10	2.1	3	3	65	25	-25/+85	-30/+100
559-2301-00x	Y	1,3,7	585	6.3	10	2.1	3	3	50	20	-25/+85	-30/+100
559-2501-00x	O	1,3,7	600	7	10	1.9	2.4	5	60	30	-55/+100	-55/+100

**COLOR CODES:**

- R Red
- G Green
- Y Yellow
- O Orange

**PART NUMBER ORDERING CODE**

**5 5 9 - X X X X - 0 0 X**

Series

Termination Option  
 1 = Straight Terminals  
 3 = 6" Wire Leads  
 7 = 14" Wire Leads