Excellent Integrated System Limited

Stocking Distributor

Click to view price, real time Inventory, Delivery & Lifecycle Information:

Infineon Technologies
BC 857C E6327

For any questions, you can email us directly:
sales@integrated-circuit.com

Distributor of Infineon Technologies: Excellent Integrated System Limited
Datasheet of BC 857C E6327 - TRANS PNP 45V 0.1A SOT-23
Contact us: sales@integrated-circuit.com Website: www.integrated-circuit.com

PNP Silicon AF Transistor



- For AF input stages and driver applications
- High current gain
- Low collector-emitter saturation voltage
- Low noise between 30 hz and 15 kHz
- Complementary types:
  BC847...-BC850... (NPN)
- Pb-free (RoHS compliant) package
- Qualified according AEC Q101[1)]

[1]BC857BL3 is not qualified according AEC Q101

Type	Marking	Pin Configuration						Package
BC857A	3Es	1=B	2=E	3=C	-	-	-	SOT23
BC857B	3Fs	1=B	2=E	3=C	-	-	-	SOT23
BC857BL3*	3F	1=B	2=E	3=C	-	-	-	TSLP-3-1
BC857BW	3Fs	1=B	2=E	3=C	-	-	-	SOT323
BC857C	3Gs	1=B	2=E	3=C	-	-	-	SOT23
BC857CW	3Gs	1=B	2=E	3=C	-	-	-	SOT323
BC858A	3Js	1=B	2=E	3=C	-	-	-	SOT23
BC858B	3Ks	1=B	2=E	3=C	-	-	-	SOT23
BC858BW	3Ks	1=B	2=E	3=C	-	-	-	SOT323
BC858C	3Ls	1=B	2=E	3=C	-	-	-	SOT23
BC858CW	3Ls	1=B	2=E	3=C	-	-	-	SOT323
BC859C	4Cs	1=B	2=E	3=C	-	-	-	SOT23
BC860B	4Fs	1=B	2=E	3=C	-	-	-	SOT23
BC860BW	4Fs	1=B	2=E	3=C	-	-	-	SOT323
BC860CW	4Gs	1=B	2=E	3=C	-	-	-	SOT323

* Not qualified according AEC Q101

Distributor of Infineon Technologies: Excellent Integrated System Limited
Datasheet of BC 857C E6327 - TRANS PNP 45V 0.1A SOT-23
Contact us: sales@integrated-circuit.com Website: www.integrated-circuit.com

Maximum Ratings

Parameter	Symbol	Value	Unit
Collector-emitter voltage	V_{CEO}		V
BC857..., BC860...		45	
BC858..., BC859...		30	
Collector-base voltage	V_{CBO}		
BC857..., BC860...		50	
BC858..., BC859...		30	
Emitter-base voltage	V_{EBO}	5	
Collector current	I_C	100	mA
Peak collector current, $t_p \leq 10$ ms	I_{CM}	200	
Total power dissipation	P_{tot}		mW
$T_S \leq 71$ °C, BC857-BC860		330	
$T_S \leq 135$ °C, BC857BL3		250	
$T_S \leq 124$ °C, BC857W-BC860W		250	
Junction temperature	T_j	150	°C
Storage temperature	T_{stg}	-65 ... 150	

Thermal Resistance

Parameter	Symbol	Value	Unit
Junction - soldering point[1)]	R_{thJS}		K/W
BC857-BC860		≤ 240	
BC857BL3		≤ 60	
BC857W-BC860W		≤ 105	

[1]For calculation of R_{thJA} please refer to Application Note AN077 (Thermal Resistance Calculation)

Distributor of Infineon Technologies: Excellent Integrated System Limited
Datasheet of BC 857C E6327 - TRANS PNP 45V 0.1A SOT-23
Contact us: sales@integrated-circuit.com Website: www.integrated-circuit.com

Electrical Characteristics at T_A = 25°C, unless otherwise specified

Parameter	Symbol	Values			Unit
		min.	typ.	max.	
DC Characteristics					
Collector-emitter breakdown voltage	$V_{(BR)CEO}$				V
I_C = 10 mA, I_B = 0 , BC857..., BC860...		45	-	-	
I_C = 10 mA, I_B = 0 , BC858..., BC859...		30	-	-	
Collector-base breakdown voltage	$V_{(BR)CBO}$				
I_C = 10 µA, I_E = 0 , BC857..., BC860...		50	-	-	
I_C = 10 µA, I_E = 0 , BC858..., BC859...		30	-	-	
Emitter-base breakdown voltage	$V_{(BR)EBO}$	5	-	-	
I_E = 1 µA, I_C = 0					
Collector-base cutoff current	I_{CBO}				µA
V_{CB} = 45 V, I_E = 0		-	-	0.015	
V_{CB} = 30 V, I_E = 0 , T_A = 150 °C		-	-	5	
DC current gain[1)]	h_{FE}				-
I_C = 10 µA, V_{CE} = 5 V, h_{FE}-grp.A		-	140	-	
I_C = 10 µA, V_{CE} = 5 V, h_{FE}-grp.B		-	250	-	
I_C = 10 µA, V_{CE} = 5 V, h_{FE}-grp.C		-	480	-	
I_C = 2 mA, V_{CE} = 5 V, h_{FE}-grp.A		125	180	250	
I_C = 2 mA, V_{CE} = 5 V, h_{FE}-grp.B		220	290	475	
I_C = 2 mA, V_{CE} = 5 V, h_{FE}-grp.C		420	520	800	
Collector-emitter saturation voltage[1)]	V_{CEsat}				mV
I_C = 10 mA, I_B = 0.5 mA		-	75	300	
I_C = 100 mA, I_B = 5 mA		-	250	650	
Base emitter saturation voltage[1)]	V_{BEsat}				
I_C = 10 mA, I_B = 0.5 mA		-	700	-	
I_C = 100 mA, I_B = 5 mA		-	850	-	
Base-emitter voltage[1)]	$V_{BE(ON)}$				
I_C = 2 mA, V_{CE} = 5 V		600	650	750	
I_C = 10 mA, V_{CE} = 5 V		-	-	820	

[1]Pulse test: t < 300µs; D < 2%

EIS electronic components
Distributor of Infineon Technologies: Excellent Integrated System Limited
Datasheet of BC 857C E6327 - TRANS PNP 45V 0.1A SOT-23
Contact us: sales@integrated-circuit.com Website: www.integrated-circuit.com

Electrical Characteristics at T_A = 25°C, unless otherwise specified

Parameter	Symbol	Values			Unit
		min.	typ.	max.	
AC Characteristics					
Transition frequency I_C = 20 mA, V_{CE} = 5 V, f = 100 MHz	f_T	-	250	-	MHz
Collector-base capacitance V_{CB} = 10 V, f = 1 MHz	C_{cb}	-	1.5	-	pF
Emitter-base capacitance V_{EB} = 0.5 V, f = 1 MHz	C_{eb}	-	8	-	
Short-circuit input impedance	h_{11e}				kΩ
I_C = 2 mA, V_{CE} = 5 V, f = 1 kHz, h_{FE}-grp.A		-	2.7	-	
I_C = 2 mA, V_{CE} = 5 V, f = 1 kHz, h_{FE}-grp.B		-	4.5	-	
I_C = 2 mA, V_{CE} = 5 V, f = 1 kHz, h_{FE}-grp.C		-	8.7	-	
Open-circuit reverse voltage transf. ratio	h_{12e}				10^{-4}
I_C = 2 mA, V_{CE} = 5 V, f = 1 kHz, h_{FE}-grp.A		-	1.5	-	
I_C = 2 mA, V_{CE} = 5 V, f = 1 kHz, h_{FE}-grp.B		-	2	-	
I_C = 2 mA, V_{CE} = 5 V, f = 1 kHz, h_{FE}-grp.C		-	3	-	
Short-circuit forward current transf. ratio	h_{21e}				-
I_C = 2 mA, V_{CE} = 5 V, f = 1 kHz, h_{FE}-grp.A		-	200	-	
I_C = 2 mA, V_{CE} = 5 V, f = 1 kHz, h_{FE}-grp.B		-	330	-	
I_C = 2 mA, V_{CE} = 5 V, f = 1 kHz, h_{FE}-grp.C		-	600	-	
Open-circuit output admittance	h_{22e}				µS
I_C = 2 mA, V_{CE} = 5 V, f = 1 kHz, h_{FE}-grp.A		-	18	-	
I_C = 2 mA, V_{CE} = 5 V, f = 1 kHz, h_{FE}-grp.B		-	30	-	
I_C = 2 mA, V_{CE} = 5 V, f = 1 kHz, h_{FE}-grp.C		-	60	-	
Noise figure I_C = 0.2 mA, V_{CE} = 5 V, f = 1 kHz, Δf = 200 Hz, R_S = 2 kΩ, BC859, BC850	F	-	1	4	dB
Equivalent noise voltage I_C = 200 mA, V_{CE} = 5 V, R_S = 2 kΩ, f = 10...50 Hz, BC860	V_n	-	-	0.11	µV

Distributor of Infineon Technologies: Excellent Integrated System Limited
Datasheet of BC 857C E6327 - TRANS PNP 45V 0.1A SOT-23
Contact us: sales@integrated-circuit.com Website: www.integrated-circuit.com

DC current gain $h_{FE} = f(I_C)$

V_{CE} = 1 V

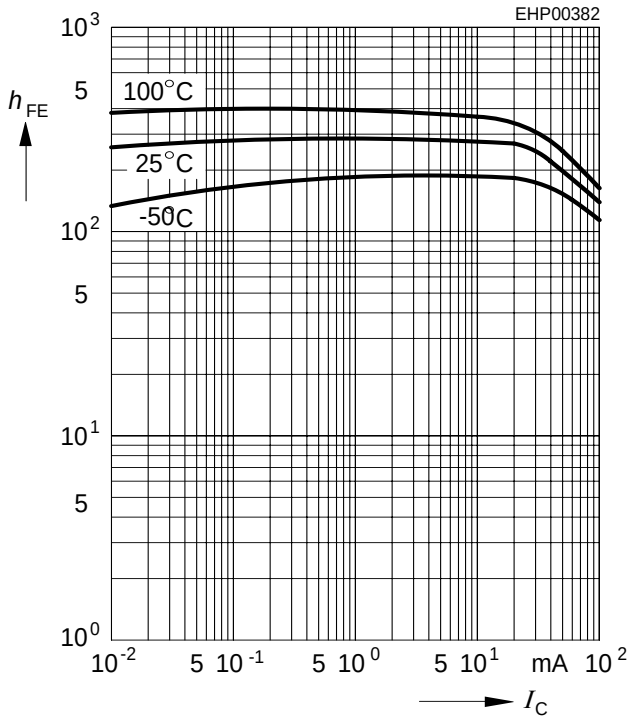

Collector-emitter saturation voltage

$I_C = f(V_{CEsat})$, h_{FE} = 20

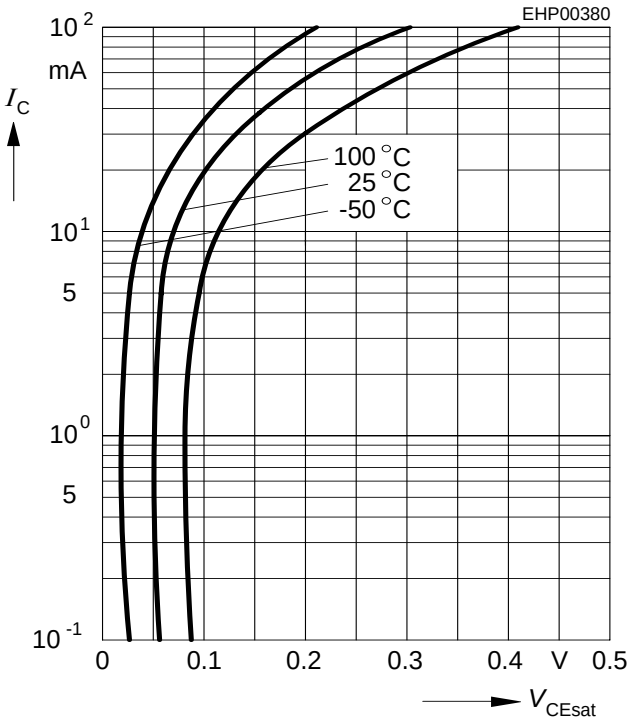

Base-emitter saturation voltage

$I_C = f(V_{BEsat})$, h_{FE} = 20

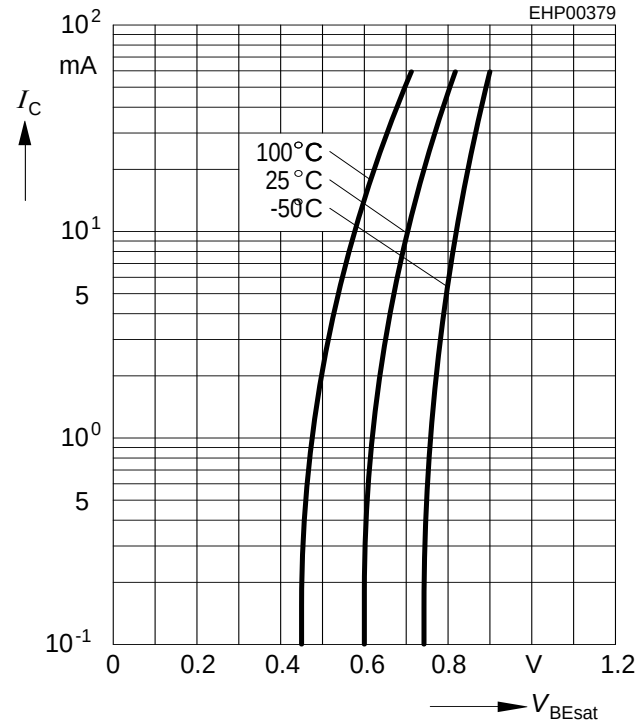

Collector cutoff current $I_{CBO} = f(T_A)$

V_{CBO} = 30 V

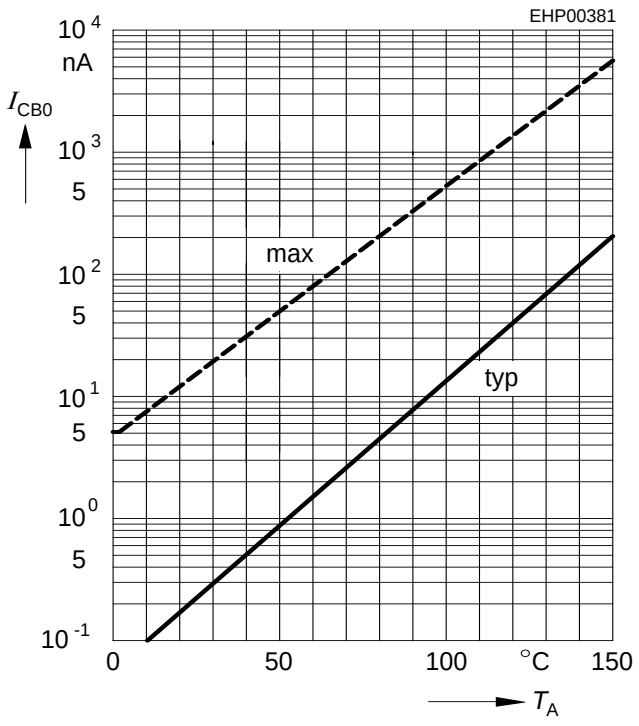

Distributor of Infineon Technologies: Excellent Integrated System Limited
Datasheet of BC 857C E6327 - TRANS PNP 45V 0.1A SOT-23
Contact us: sales@integrated-circuit.com Website: www.integrated-circuit.com

Transition frequency $f_T = f(I_C)$

V_{CE} = 5 V

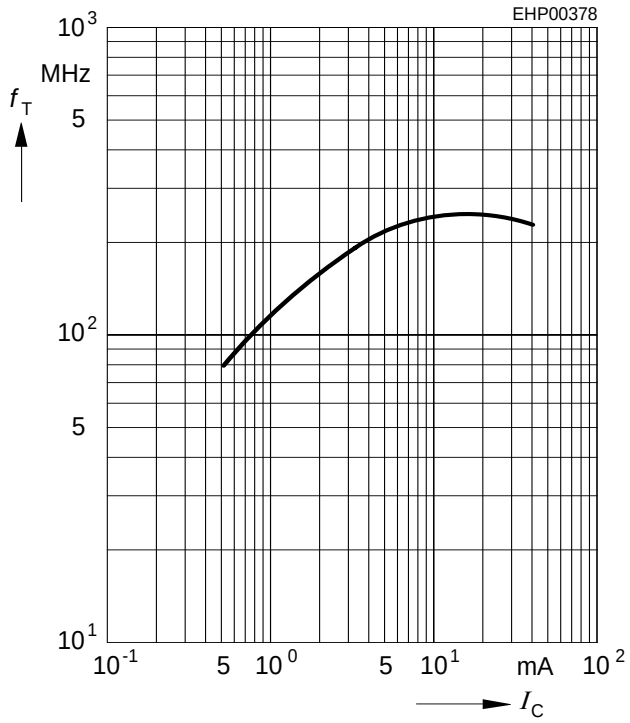

Collector-base capacitance $C_{cb} = f(V_{CB})$

Emitter-base capacitance $C_{eb} = f(V_{EB})$

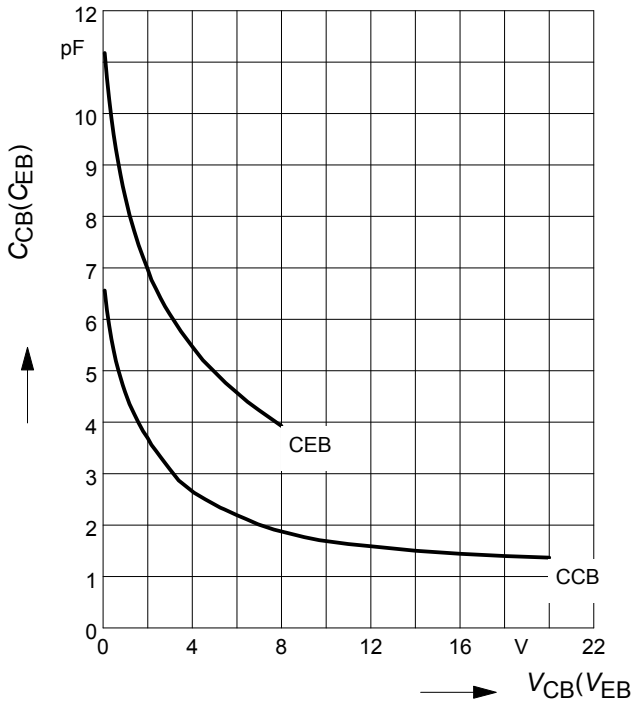

Total power dissipation $P_{tot} = f(T_S)$

BC856-BC860

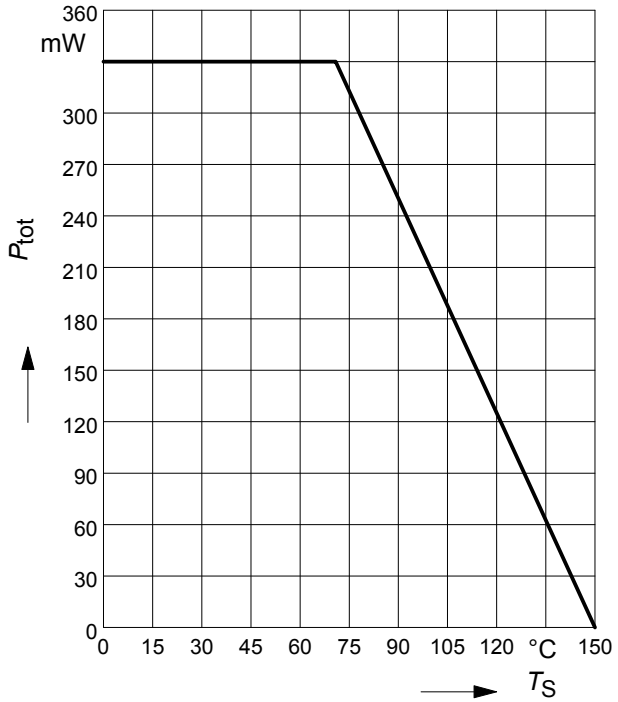

Total power dissipation $P_{tot} = f(T_S)$

BC857BL3

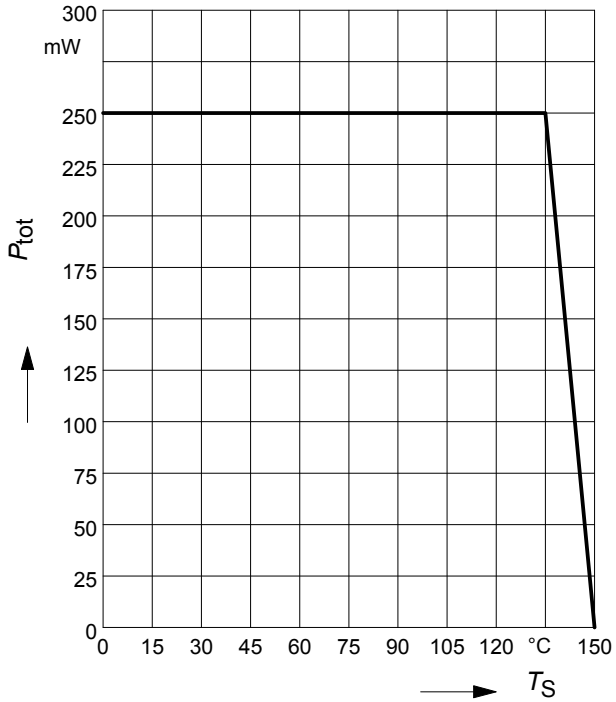

Distributor of Infineon Technologies: Excellent Integrated System Limited
Datasheet of BC 857C E6327 - TRANS PNP 45V 0.1A SOT-23
Contact us: sales@integrated-circuit.com Website: www.integrated-circuit.com

Total power dissipation $P_{tot} = f(T_S)$

BC857W-BC860W

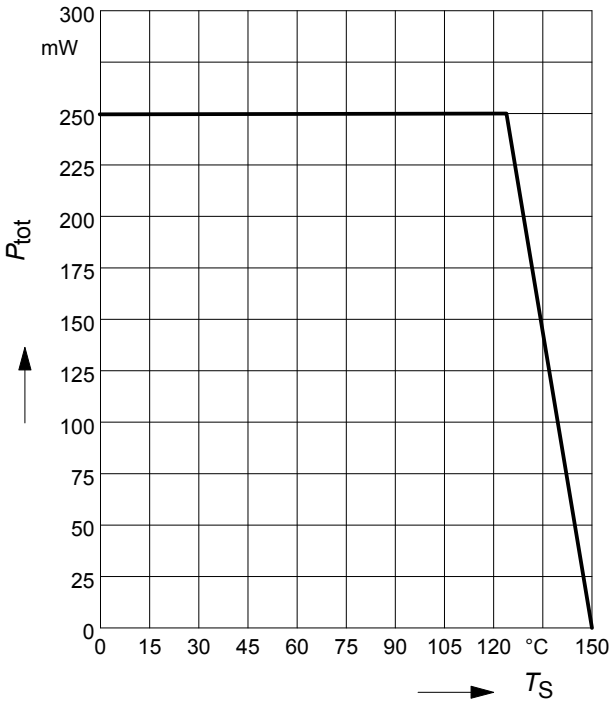

Permissible Pulse Load

$P_{totmax}/P_{totDC} = f(t_p)$

BC857/W-BC860/W

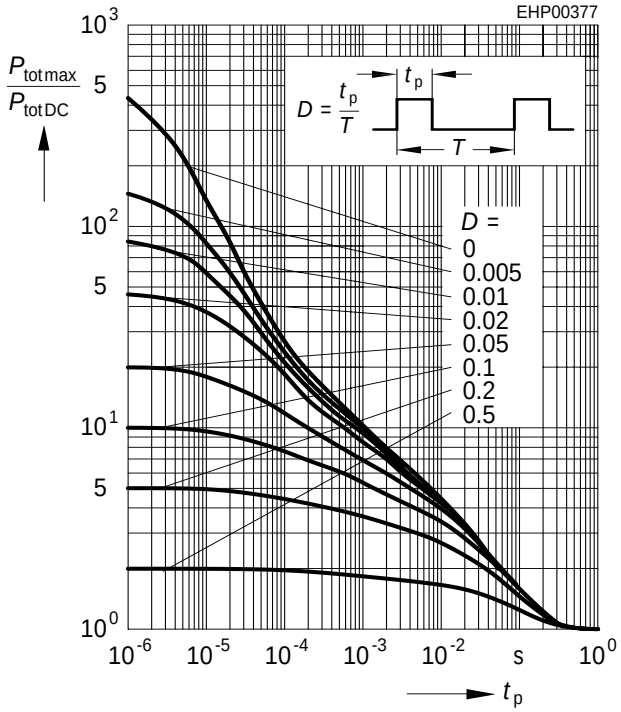

Permissible Puls Load $R_{thJS} = f(t_p)$

BC857BL3

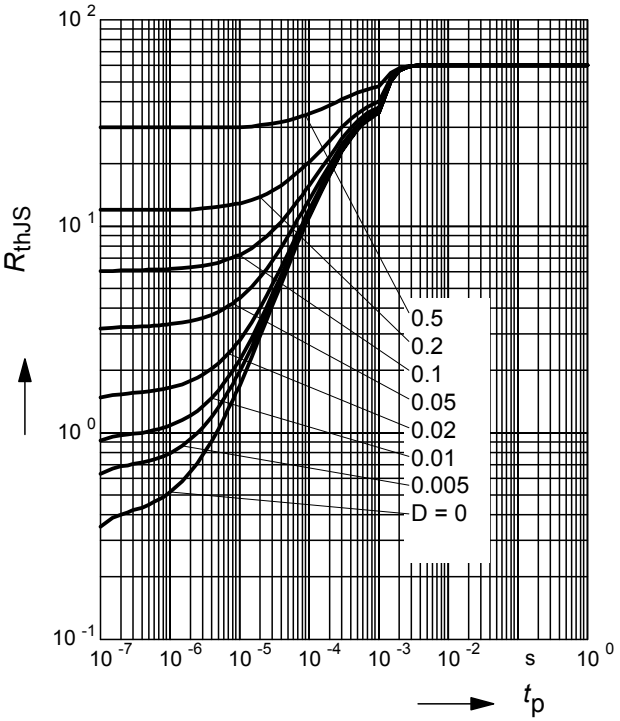

Permissible Pulse Load

$P_{totmax}/P_{totDC} = f(t_p)$

BC857BL3

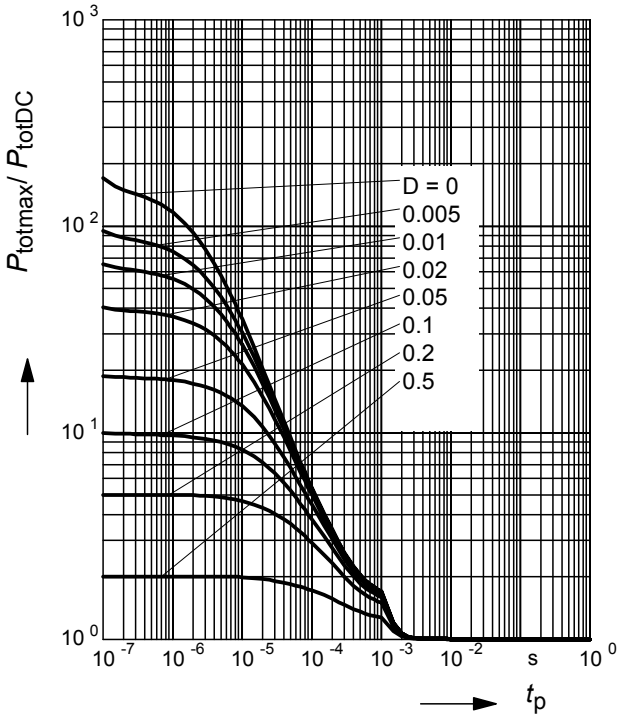

Distributor of Infineon Technologies: Excellent Integrated System Limited
Datasheet of BC 857C E6327 - TRANS PNP 45V 0.1A SOT-23
Contact us: sales@integrated-circuit.com Website: www.integrated-circuit.com

Package Outline

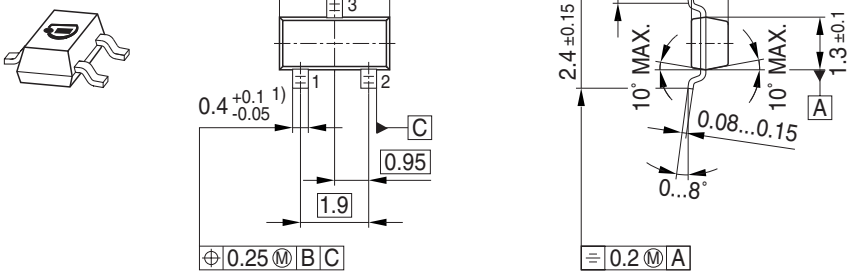

1) Lead width can be 0.6 max. in dambar area

Foot Print

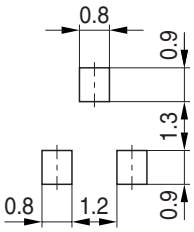

Marking Layout (Example)

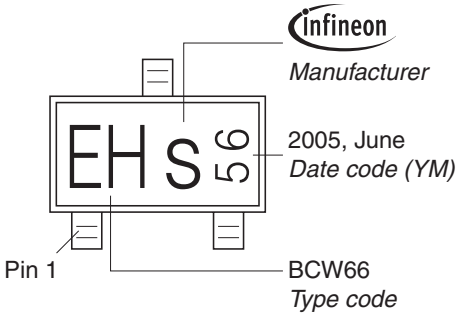

Standard Packing

Reel ø180 mm = 3.000 Pieces/Reel
Reel ø330 mm = 10.000 Pieces/Reel

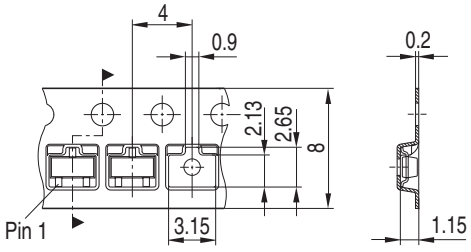

Distributor of Infineon Technologies: Excellent Integrated System Limited
Datasheet of BC 857C E6327 - TRANS PNP 45V 0.1A SOT-23
Contact us: sales@integrated-circuit.com Website: www.integrated-circuit.com

Package Outline

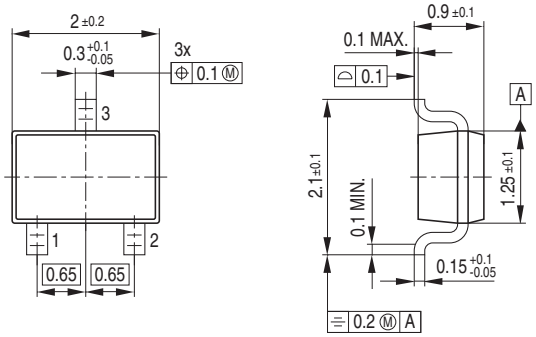

Foot Print

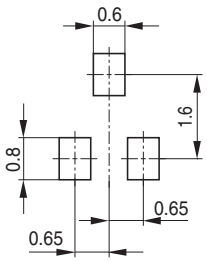

Marking Layout (Example)

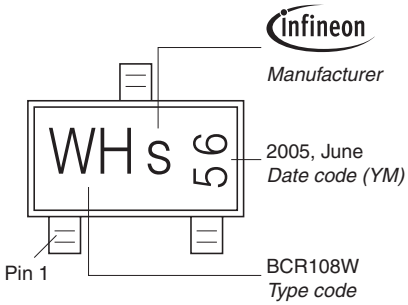

Standard Packing

Reel ø180 mm = 3.000 Pieces/Reel
Reel ø330 mm = 10.000 Pieces/Reel

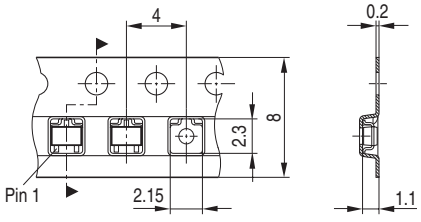

Distributor of Infineon Technologies: Excellent Integrated System Limited
Datasheet of BC 857C E6327 - TRANS PNP 45V 0.1A SOT-23
Contact us: sales@integrated-circuit.com Website: www.integrated-circuit.com

Package Outline

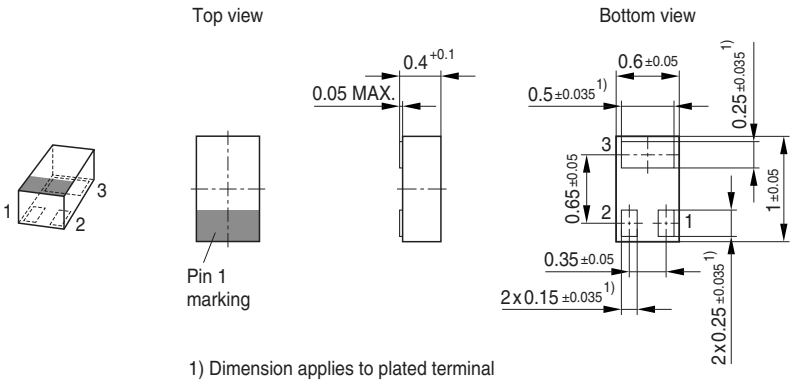

1) Dimension applies to plated terminal

Foot Print

For board assembly information please refer to Infineon website "Packages"

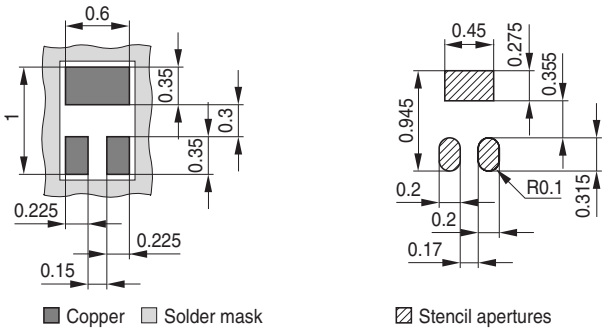

Marking Layout (Example)

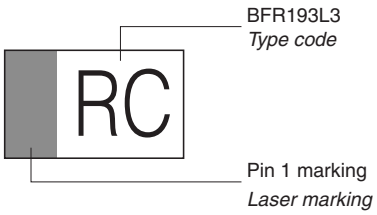

Standard Packing

Reel ø180 mm = 15.000 Pieces/Reel

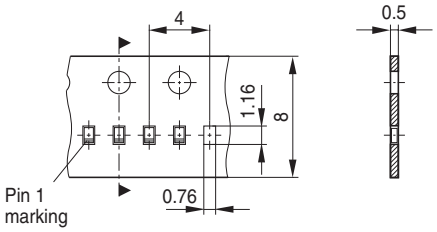

Distributor of Infineon Technologies: Excellent Integrated System Limited
Datasheet of BC 857C E6327 - TRANS PNP 45V 0.1A SOT-23
Contact us: sales@integrated-circuit.com Website: www.integrated-circuit.com

Edition 2009-11-16

Published by
Infineon Technologies AG
81726 Munich, Germany

© 2009 Infineon Technologies AG
All Rights Reserved.

Legal Disclaimer

The information given in this document shall in no event be regarded as a guarantee of conditions or characteristics. With respect to any examples or hints given herein, any typical values stated herein and/or any information regarding the application of the device, Infineon Technologies hereby disclaims any and all warranties and liabilities of any kind, including without limitation, warranties of non-infringement of intellectual property rights of any third party.

Information

For further information on technology, delivery terms and conditions and prices, please contact the nearest Infineon Technologies Office (<www.infineon.com>).

Warnings

Due to technical requirements, components may contain dangerous substances. For information on the types in question, please contact the nearest Infineon Technologies Office.
Infineon Technologies components may be used in life-support devices or systems only with the express written approval of Infineon Technologies, if a failure of such components can reasonably be expected to cause the failure of that life-support device or system or to affect the safety or effectiveness of that device or system. Life support devices or systems are intended to be implanted in the human body or to support and/or maintain and sustain and/or protect human life. If they fail, it is reasonable to assume that the health of the user or other persons may be endangered.