

## Excellent Integrated System Limited

Stocking Distributor

Click to view price, real time Inventory, Delivery & Lifecycle Information:

[Wurth Electronics Inc](#)  
[748112024](#)

For any questions, you can email us directly:

[sales@integrated-circuit.com](mailto:sales@integrated-circuit.com)

**Spezifikation für Freigabe / specification for release**

Kunde / customer :

Artikelnummer / part number : **748112024**

LF

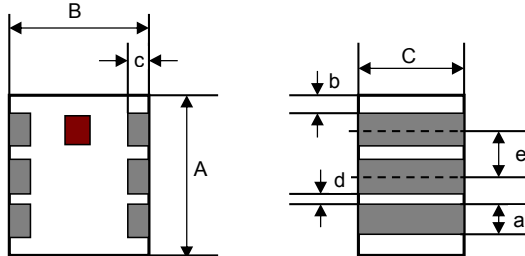


Bezeichnung : Tiefpassfilter WE-LPF

description : Low-Pass-Filter WE-LPF

DATUM / DATE : 2004-10-11

**A Mechanische Abmessungen / dimensions :**



	0603	
A	1,6 ± 0,1	mm
B	0,8 ± 0,1	mm
C	0,6 ± 0,1	mm
a	0,2 ± 0,1	mm
b	0,2 +0,1/-0,15	mm
c	0,15 ± 0,1	mm
d	0,3 ± 0,1	mm
e	0,5 ± 0,05	mm

**B Elektrische Eigenschaften / electrical properties :**

Eigenschaften / properties	Testbedingungen / test conditions		Wert / value	Einheit / unit	tol.
Frequenzbereich / frequency range	BW	f <sub>0</sub>	2400 ... 2500	MHz	
Einfügedämpfung / insertion loss	@ BW	IL	0,5	dB	max.
VSWR	@ BW		1,5		max.
Dämpfung I / attenuation I	2 * f <sub>0</sub>	A	35	dB	min.
Dämpfung II / attenuation II	3 * f <sub>0</sub>	A	25	dB	min.
Dämpfung III / attenuation III		A		dB	
Dämpfung IV / attenuation IV		A		dB	

**C Abbildung / appearance:**



**D Prüfgeräte / test equipment:**

Agilent 8719ES

**E Testbedingungen / test conditions:**

Luftfeuchtigkeit / humidity: 50 ~ 70%  
 Umgebungstemperatur / temperature: 20°C ~ 25°C

**F Werkstoffe & Zulassungen / material & approvals**

Basismaterial / base material: Keramik / ceramic  
 Kontaktmaterial / contact plating: AG + Ni + Sn

**G Eigenschaften / general specifications :**

Betriebstemp. / operating temperature: -40°C ~ +85°C  
 Lagerbedingungen / storage conditions: 15°C ~ 35°C  
 45 ~ 75% RH  
 Leistung / power capacity : 3 W max.

Freigabe erteilt / general release:	Kunde / customer			
	Datum / date		Unterschrift / signature	
	Würth Elektronik			
	Geprüft / checked		Kontrolliert / approved	
		AWe	Version 1	04-10-11
		Name	Änderung / modification	Datum / date

**Würth Elektronik eiSos GmbH & Co.KG**

**Spezifikation für Freigabe / specification for release**

Kunde / customer :

Artikelnummer / part number : **748112024**

LF

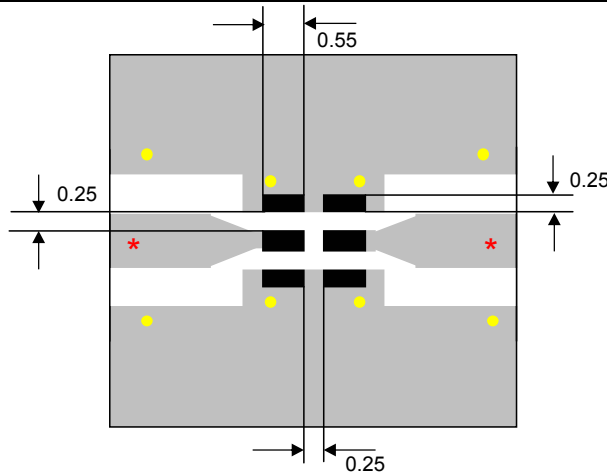


Bezeichnung : **Tiefpassfilter WE-LPF**

description : **Low-Pass-Filter WE-LPF**

DATUM / DATE : 2004-10-11

**H Lötadempfehlung / solder pads:**



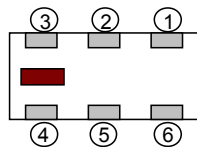
\* Line width should be designed to match 50Ω characteristic impedance, depending on PCB material and thickness

■ Solder Resist

■ Land

● Through-hole (Ø 0.35)

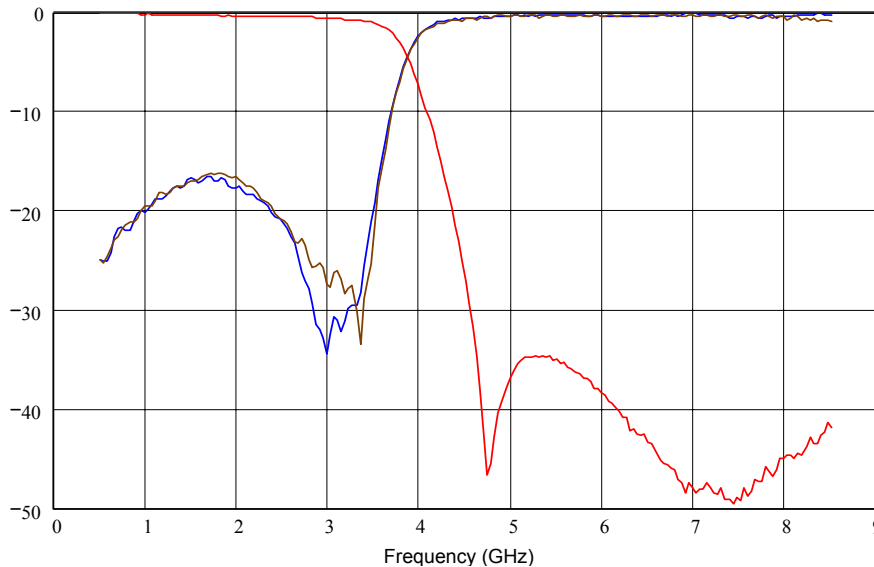
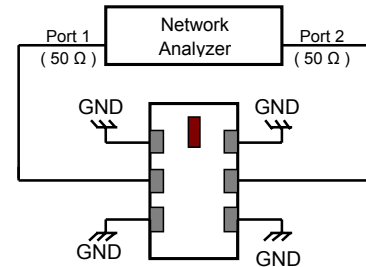
unit: mm



No.	Terminal Name	No.	Terminal Name
①	GND	④	GND
②	IN	⑤	OUT
③	GND	⑥	GND

**K Messdiagramm/ measuring diagram:**

Attenuation and Return Loss (dB)



S21 in dB  
S11 in dB  
S22 in dB

This electronic component is designed and developed with the intention for use in general electronics equipments. Before incorporating the components into any equipments in the field such as aerospace, aviation, nuclear control, submarine, transportation, (automotive control, train control, ship control), transportation signal, disaster prevention, medical, public information network etc. where higher safety and reliability are especially required or if there is possibility of direct damage or injury to human body. In addition, even electronic component in general electronic equipments, when used in electrical circuits that require high safety, reliability functions or performance, the sufficient reliability evaluation-check for the safety must be performed before use. It is essential to give consideration when to install a protective circuit at the design stage.

**Würth Elektronik eiSos GmbH & Co.KG**

**Spezifikation für Freigabe / specification for release**

Kunde / customer :

Artikelnummer / part number : **748112024**

LF

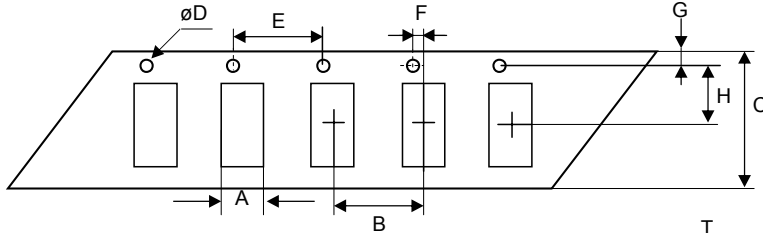


Bezeichnung : **Tiefpassfilter WE-LPF**

description : **Low-Pass-Filter WE-LPF**

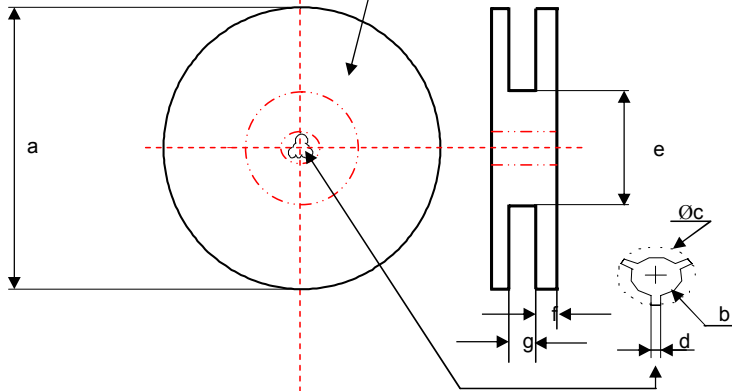
**DATUM / DATE : 2004-10-11**

**I Rollenspezifikation / tape and reel specification :**



**Gurtspezifikation / Tape specification:**

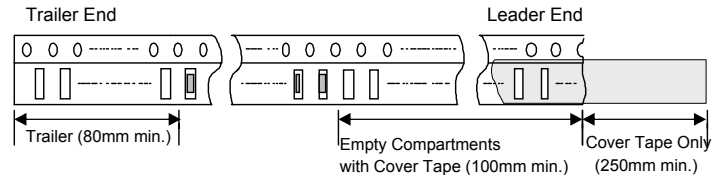
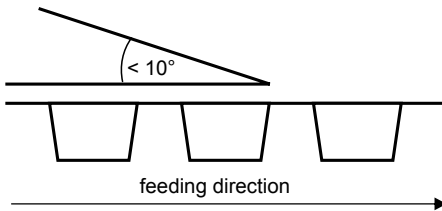
A	<b>0,95 ± 0,1</b>	mm
B	<b>4,0 ± 0,1</b>	mm
C	<b>8,0 ± 0,2</b>	mm
D	<b>1,5 +0,1/-0,0</b>	mm
E	<b>4,0 ± 0,1</b>	mm
F	<b>2,0 ± 0,1</b>	mm
G	<b>1,75 ± 0,1</b>	mm
H	<b>3,5 ± 0,1</b>	mm
I	<b>1,8 ± 0,1</b>	mm
J	<b>0,85 max.</b>	mm
T	<b>0,2 ± 0,05</b>	mm



**Rollenspezifikation / Reel specification:**

a	<b>178,0 ± 2,0</b>	mm
b	<b>13,0 ± 0,3</b>	mm
c	<b>21,8 ± 0,8</b>	mm
d	<b>2,0 ± 0,5</b>	mm
e	<b>60,0 ± 0,5</b>	mm
f	<b>1,2 ± 2,0</b>	mm
g	<b>9,0 ± 0,3</b>	mm

The force for tearing off cover tape is 10 to 130 grams in arrow direction



Freigabe erteilt / general release:	<b>Kunde / customer</b>		
Datum / date	<b>Unterschrift / signature</b>		
	<b>Würth Elektronik</b>		
Geprüft / checked	<b>Kontrolliert / approved</b>	AWe	Version 1
		Name	Änderung / modification
			Datum/date

**Würth Elektronik eiSos GmbH & Co.KG**