

## Excellent Integrated System Limited

Stocking Distributor

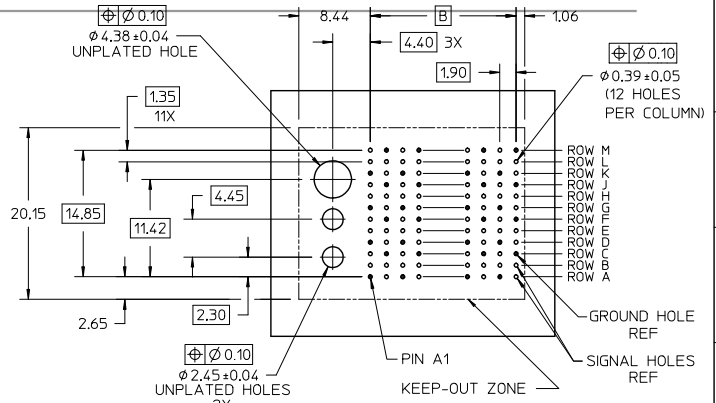
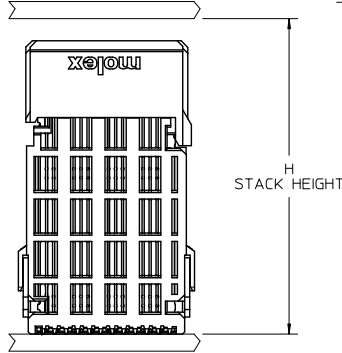
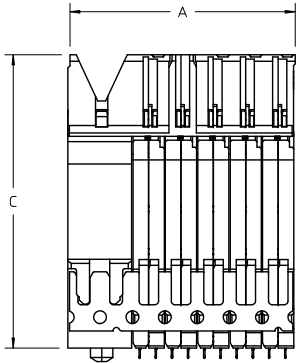
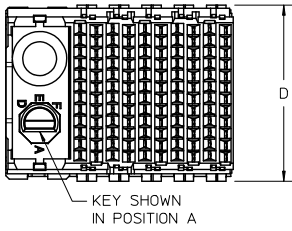
Click to view price, real time Inventory, Delivery & Lifecycle Information:

[Molex Connector Corporation](#)  
[1703903000](#)

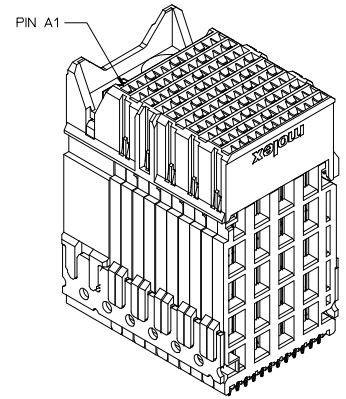
For any questions, you can email us directly:

[sales@integrated-circuit.com](mailto:sales@integrated-circuit.com)

13 12 11 10 9 8 7 6 5 4 3 2 1



VERTICAL RECEPTACLE HOLE PATTERN (CONNECTOR SIDE)



NOTES:

- MATERIALS: HOUSING - LIQUID CRYSTAL POLYMER (LCP)  
GLASS-FILLED, UL94V-0  
TERMINALS - HIGH PERFORMANCE COPPER ALLOY
- FINISH: 30 MNCH MIN GOLD IN CONTACT AREA,  
SELECTIVE MATTE TIN ON PCB TAILS, NICKEL OVERALL.
- REFER TO MOLEX PRODUCT SPECIFICATION PS-76060-999 FOR PERFORMANCE SPECIFICATIONS AND ADDITIONAL PCB INFORMATION.
- EACH SIGNAL WAFER CONTAINS 2 COLUMNS OF TERMINALS.
- SEE CHART FOR PACKAGING SPECIFICATIONS.
- THIS PART CONFORMS TO CLASS B REQUIREMENTS OF COSMETIC SPEC PS-45499-002.
- REFER TO MOLEX SALES DRAWING SD-170335-0002 FOR THE MATING HEADERS
- REFER TO MOLEX ROUTING PCB ROUTING GUIDE AS-76060-990 FOR ANTIPAD AND ROUTING RECOMMENDATIONS.
- GROUND PATHS ARE NOT DISCRETE WITHIN CONNECTOR DUE TO PRESENCE OF PLUS CLIP.
- PART NUMBER 170390-3130 SHOWN ON DRAWING, KEYING FEATURES WILL CHANGE WITH COLUMN SIZE.
- FOR SCREW PART NUMBER AND FUNCTIONAL BOARD THICKNESS REFER TO CHART ON SHEET 2, IN ORDER TO ACCOMMODATE ALTERNATE BOARD THICKNESSES PLEASE CONTACT MOLEX.

|   |   |   |  |                                   |                    |  |                        |                        |  |
|---|---|---|--|-----------------------------------|--------------------|--|------------------------|------------------------|--|
| <b>REVISED SCREW INFO</b><br>EC NO: UCP2014-2428<br>DRAWN: PREMO 2013/12/05<br>CHKD: TELO 2013/12/05<br>APPR: TELO 2014/07/18 | <b>QUALITY SYMBOLS</b><br>□=0<br>▽=0<br>▽=0 | <b>GENERAL TOLERANCES (UNLESS SPECIFIED)</b>  |  | <b>DIMENSION STYLE</b><br>MM ONLY |                    | SCALE<br>3:1   | DESIGN UNITS<br>METRIC | THIRD ANGLE PROJECTION |  |
|   |   |   |  | DRAWN BY<br>JJONIAK               | DATE<br>2011/01/20 | TITLE<br>IMPACT 4-PAIR 85-OHM LEFT GUIDE MEZZANINE SALES DRAWING |                        |                        |  |
|   |   |   |  | CHECKED BY<br>JBINGHAM            | DATE<br>2013/04/03 | MOLEX INCORPORATED   |                        |                        |  |
|   |   |   |  | APPROVED BY<br>JLAURX             | DATE<br>2013/04/05 | SD-170390-0002   |                        |                        |  |
|   |   | DRAFT WHERE APPLICABLE MUST REMAIN WITHIN DIMENSIONS  |  | SEE CHART                         |                    | DOCUMENT NO.   |                        | SHEET NO.<br>1 OF 2    |  |
|   |   | THIS DRAWING CONTAINS INFORMATION THAT IS PROPRIETARY TO MOLEX INCORPORATED AND SHOULD NOT BE USED WITHOUT WRITTEN PERMISSION |  |                                   |                    |  |                        |                        |  |

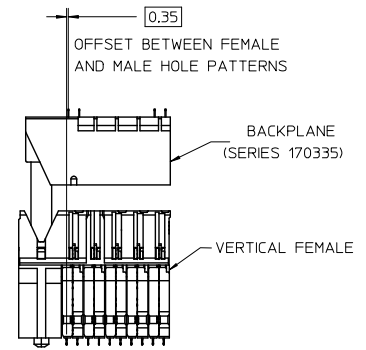
12 11 10 9 8 7 6 5 4 3 2 1

PART NUMBER CHART

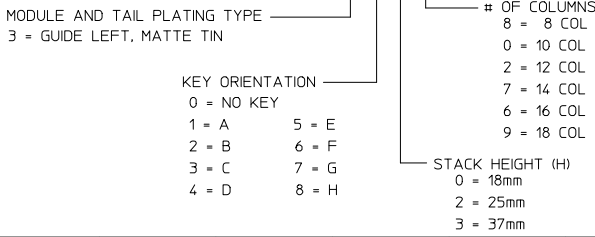
| MATERIAL NUMBER | # OF COLUMNS | # OF DIFF PAIRS | DIM 'A' MAX | DIM 'B' | DIM 'C' | DIM 'D' | PACKAGING SPEC | SCREW P/N  | FUNCTIONAL BOARD THICKNESS | HEIGHT (DIM H) |
|-----------------|--------------|-----------------|-------------|---------|---------|---------|----------------|------------|----------------------------|----------------|
| 170390-3*08     | 8            | 32              | 22.8        | 13.3    | 15.36   | 19.41   | PK-70873-4001  | 73726-0005 | 2.0mm TO 3.0mm             | 18mm STACK     |
| 170390-3*00     | 10           | 40              | 26.6        | 17.1    |         |         |                |            |                            |                |
| 170390-3*02     | 12           | 48              | 30.4        | 20.9    |         |         |                |            |                            |                |
| 170390-3*07     | 14           | 56              | 34.2        | 24.7    |         |         |                |            |                            |                |
| 170390-3*06     | 16           | 64              | 38.0        | 28.5    |         |         |                |            |                            |                |
| 170390-3*09     | 18           | 72              | 41.8        | 32.3    |         |         |                |            |                            |                |

| MATERIAL NUMBER | # OF COLUMNS | # OF DIFF PAIRS | DIM 'A' MAX | DIM 'B' | DIM 'C' | DIM 'D' | PACKAGING SPEC | SCREW P/N  | FUNCTIONAL BOARD THICKNESS | HEIGHT (DIM H) |
|-----------------|--------------|-----------------|-------------|---------|---------|---------|----------------|------------|----------------------------|----------------|
| 170390-3*28     | 8            | 32              | 22.8        | 13.3    | 22.36   | 19.41   | PK-70873-4002  | 73726-0000 | 1.0mm TO 5.0mm             | 25mm STACK     |
| 170390-3*20     | 10           | 40              | 26.6        | 17.1    |         |         |                |            |                            |                |
| 170390-3*22     | 12           | 48              | 30.4        | 20.9    |         |         |                |            |                            |                |
| 170390-3*27     | 14           | 56              | 34.2        | 24.7    |         |         |                |            |                            |                |
| 170390-3*26     | 16           | 64              | 38.0        | 28.5    |         |         |                |            |                            |                |
| 170390-3*29     | 18           | 72              | 41.8        | 32.3    |         |         |                |            |                            |                |

| MATERIAL NUMBER | # OF COLUMNS | # OF DIFF PAIRS | DIM 'A' MAX | DIM 'B' | DIM 'C' | DIM 'D' | PACKAGING SPEC | SCREW P/N  | FUNCTIONAL BOARD THICKNESS | HEIGHT (DIM H) |
|-----------------|--------------|-----------------|-------------|---------|---------|---------|----------------|------------|----------------------------|----------------|
| 170390-3*38     | 8            | 32              | 22.8        | 13.3    | 34.36   | 20.65   | PK-70873-0044  | 73726-0000 | 1.0mm TO 5.0mm             | 37mm STACK     |
| 170390-3*30     | 10           | 40              | 26.6        | 17.1    |         |         |                |            |                            |                |
| 170390-3*32     | 12           | 48              | 30.4        | 20.9    |         |         |                |            |                            |                |
| 170390-3*37     | 14           | 56              | 34.2        | 24.7    |         |         |                |            |                            |                |
| 170390-3*36     | 16           | 64              | 38.0        | 28.5    |         |         |                |            |                            |                |
| 170390-3*39     | 18           | 72              | 41.8        | 32.3    |         |         |                |            |                            |                |



PART NUMBER LOGIC  
170390-\*\*\*\*



|   |                     |                                       |                      |  |                      |                |                        |  |                    |
|---|---------------------|---------------------------------------|----------------------|--|----------------------|----------------|------------------------|--|--------------------|
| SEE SHEET 1<br>EC NO: UCP2014-2428<br>DRAWN: JRENO 2013/12/05<br>CHKD: TEL 2013/12/05<br>APPR: TEL 2014/07/18<br>B1 | QUALITY SYMBOLS<br> | GENERAL TOLERANCES (UNLESS SPECIFIED) |                      | DIMENSION STYLE<br>MM ONLY                           |                      | SCALE<br>2:1   | DESIGN UNITS<br>METRIC | THIRD ANGLE PROJECTION   |                    |
|   |                     | 4 PLACES ± --- ± ---                  | 3 PLACES ± --- ± --- | 2 PLACES ± 0.13 ± ---                                | 1 PLACE ± 0.25 ± --- | mm             | INCH                   | DRAWN BY<br>JJONIAK  | DATE<br>2011/01/20 |
|   |                     | ANGULAR ± 1/2°                        |                      | DRAFT WHERE APPLICABLE MUST REMAIN WITHIN DIMENSIONS |                      | SEE CHART      |                        | TITLE<br>IMPACT 4-PAIR 85-OHM LEFT GUIDE MEZZANINE SALES DRAWING |                    |
|   |                     | MATERIAL NO.                          |                      | DOCUMENT NO.   |                      | SD-170390-0002 |                        | SHEET NO.<br>2 OF 2  |                    |