

Excellent Integrated System Limited

Stocking Distributor

Click to view price, real time Inventory, Delivery & Lifecycle Information:

[Semtech](#)
[SCBA10FF](#)

For any questions, you can email us directly:

sales@integrated-circuit.com

SEMTECH

**SUPERFAST RECOVERY 1 PHASE
 FULL WAVE BRIDGE RECTIFIERS**

**SCBA05FF
 SCBA10FF
 SCBA15FF**

January 16, 1998

TEL:805-498-2111 FAX:805-498-3804 WEB:http://www.semtech.com

**SUPERFAST RECOVERY, MEDIUM CURRENT 1-PHASE
 FULL WAVE BRIDGE RECTIFIER ASSEMBLIES**

**QUICK REFERENCE
 DATA**

- Low forward voltage drop
- Low reverse leakage current
- Low thermal impedance
- Very fast reverse recovery time
- Aluminum case

- $V_R = 50V - 150V$
- $I_F = 20A$
- $V_F = 0.97V$
- $t_{rr} = 30nS$

ABSOLUTE MAXIMUM RATINGS

Device Type	Working Reverse Voltage V_{RWM}	Average Rectified Current $I_{F(AV)}$						1 Cycle Surge Current	
		(@ case temperature)			(@ ambient temperature)			$I_{FSM} t_p = 8.3mS$	
		@ 55°C	@ 100°C	@ 125°C	@ 25°C	@ 55°C	@ 100°C	@ 25°C	@ 100°C
Volts	Amps	Amps	Amps	Amps	Amps	Amps	Amps	Amps	
SCBA05FF	50								
SCBA10FF	100	25	18.5	12.8	5	3	1.8	175	120
SCBA15FF	150								

$R_{\theta JC} = 2.0^{\circ}C/W$

MECHANICAL

G29

DIM#	MM		INCHES		NOTE
	MIN	MAX	MIN	MAX	
A	28.1	28.6	1.11	1.14	—
B	—	25.4	—	1.00	—
C	—	10.8	—	.418	—
D	12.4	13.0	.49	.51	—
E	1.3	1.8	.052	.072	DIA
F	—	1.6	—	.062	—
X	4.6	5.4	.183	.213	DIA

NOTES:
 1. TERMINALS SUITABLE FOR .25" "FASTON" OR SOLDERING.

Polarity marked on case

January 16, 1998

ELECTRICAL CHARACTERISTICS

Device Type	Maximum Reverse Leakage Current I_R @ V_{RWM}		Maximum Forward Voltage V_F @ 5A/leg	Reverse Recovery Time ¹ t_{rr} @ 25°C	Maximum operating & storage temp. range. T_{OP} T_{STG}
	@ 25°C	@ 100°C			
	µA	mA	Volts	nS	°C
SCBA05FF SCBA10FF SCBA15FF	20	1.0	0.97	30	-55 to +150

¹ Measured on discrete devices prior to assembly

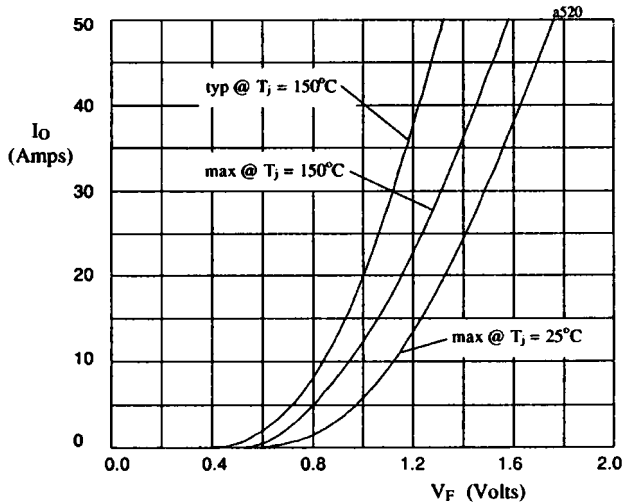


Fig 1. Forward voltage drop against output current per leg.

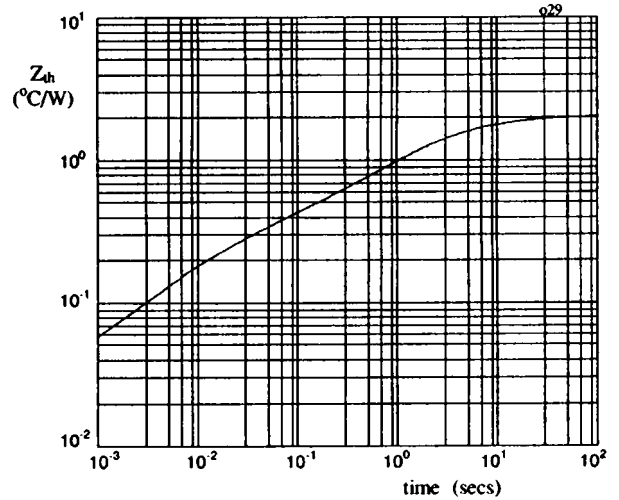


Fig 2. Transient thermal impedance characteristic per leg

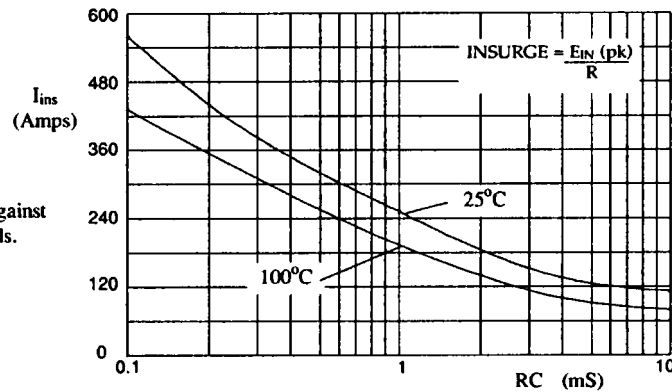


Fig 3. Maximum insurge current against time constant for capacitive loads.