

Excellent Integrated System Limited

Stocking Distributor

Click to view price, real time Inventory, Delivery & Lifecycle Information:

[Semtech](#)
[SCBK2](#)

For any questions, you can email us directly:

sales@integrated-circuit.com

SEMTECH

STANDARD RECOVERY 1 PHASE FULL WAVE BRIDGE RECTIFIERS

SCBK05
SCBK1 SCBK2
SCBK4 SCBK6

January 16, 1998

TEL:805-498-2111 FAX:805-498-3804 WEB:http://www.semtech.com

STANDARD RECOVERY, HIGH CURRENT 1-PHASE FULL WAVE BRIDGE RECTIFIER ASSEMBLIES

- Low forward voltage drop
- Low reverse leakage current
- Aluminum case
- Low thermal impedance
- High surge ratings

QUICK REFERENCE DATA

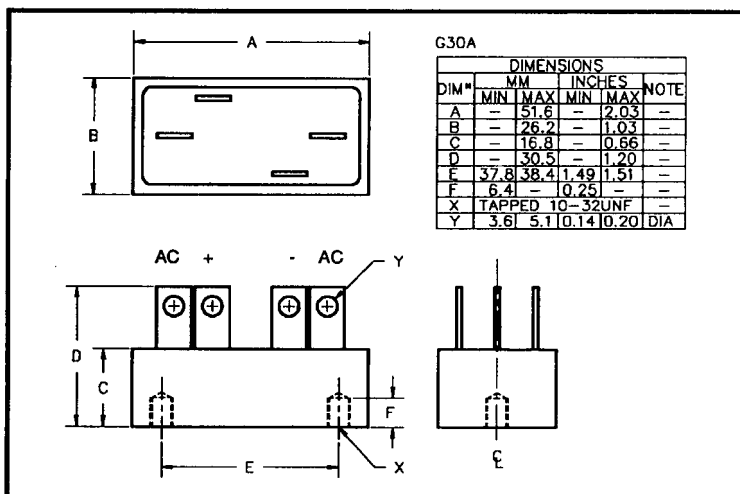
- $V_R = 50V - 600V$
- $I_F = 38A$
- $I_R = 8.0\mu A$
- $I_{FSM} = 500A$

ABSOLUTE MAXIMUM RATINGS

Device Type	Working Reverse Voltage V_{RWM}	Average Rectified Current $I_{F(AV)}$						1 Cycle Surge Current $I_{FSM} t_p = 8.3mS$		Repetitive Surge Current I_{FRM}
		(@ case temperature)			(@ ambient temperature)			@ 25°C	@ 100°C	
		@ 55°C	@ 100°C	@ 125°C	@ 25°C	@ 55°C	@ 100°C			
Volts	Amps	Amps	Amps	Amps	Amps	Amps	Amps	Amps	Amps	
SCBK05	50									
SCBK1	100									
SCBK2	200	38	24	17.5	13	10	6	500	325	80
SCBK4	400									
SCBK6	600									

$R_{\theta JC} = 1.2^{\circ}C/W$

MECHANICAL



SEMTECH

**STANDARD RECOVERY 1 PHASE
 FULL WAVE BRIDGE RECTIFIERS**

**SCBK05
 SCBK1 SCBK2
 SCBK4 SCBK6**

January 16, 1998

ELECTRICAL CHARACTERISTICS

Device Type	Maximum Reverse Leakage Current $I_R @ V_{RWM}$		Maximum Forward Voltage $V_F @ 12A/leg$	Reverse Recovery Time ¹ $t_{rr} @ 25^\circ C$	Maximum operating & storage temp. range. $T_{OP} T_{STG}$
	@ 25°C	@ 100°C			
	µA	µA	Volts	µS	°C
SCBK05 SCBK1 SCBK2 SCBK4 SCBK6	8.0	200	1.0	2.0	-55 to +150

¹ Measured on discrete devices prior to assembly

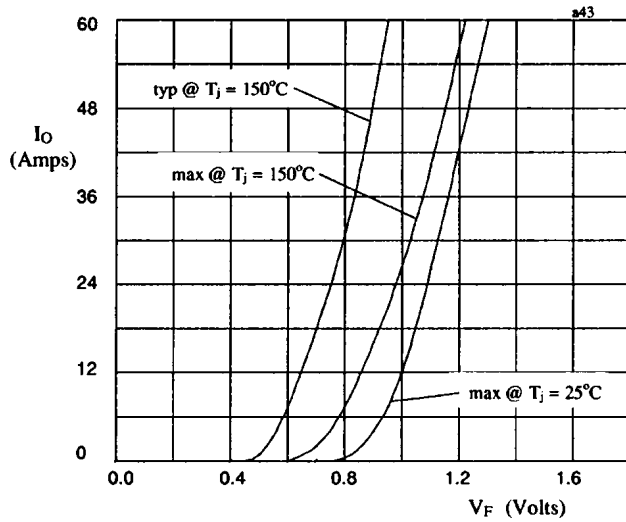


Fig 1. Forward voltage drop against output current per leg.

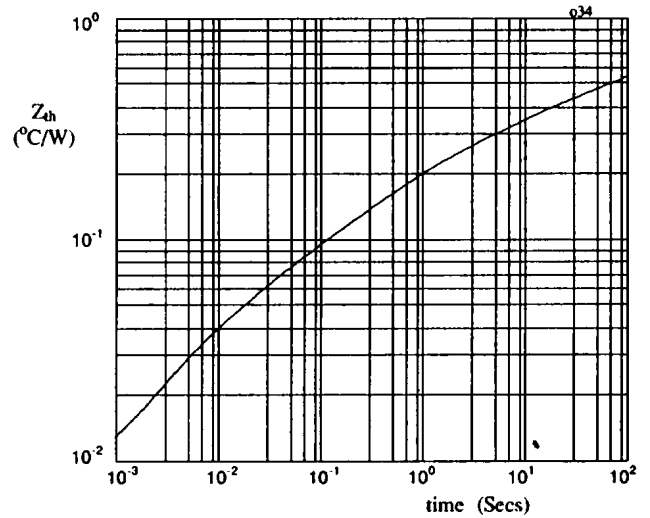


Fig 2. Transient thermal impedance characteristic per leg