



## Excellent Integrated System Limited

Stocking Distributor

Click to view price, real time Inventory, Delivery & Lifecycle Information:

[Visual Communications Company, LLC](#)

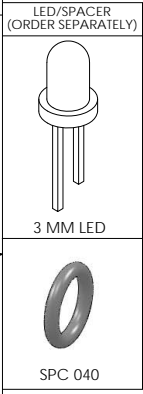
[CNX\\_B\\_E\\_4\\_1\\_06](#)

For any questions, you can email us directly:

[sales@integrated-circuit.com](mailto:sales@integrated-circuit.com)

- NOTES:**
1. ROHS COMPLIANT
  2. MATERIAL:  
 PANEL CONNECTOR SOCKET - POLYPROPYLENE, UL RATING 94-HB  
 HEADER CONNECTOR - POLYESTER, UL RATING 94-V0  
 TERMINAL - PHOSPHOR BRONZE, TIN PLATE  
 WIRE - 24 AWG 1007/1569
  3. MOUNTING: HOLE SIZE: .1164" (4.37mm)
  4. PANEL THICKNESS: .030" (.762mm) MIN - .075" (1.905mm) MAX  
 FOR PANEL THICKNESS .030" (.762mm) - .050" (1.270mm) USE 1 SPC 040 SPACER  
 FOR PANEL THICKNESS .050" (1.397mm) - .075" (1.905mm) NO SPACER REQUIRED
  5. LED LEAD LENGTH: FOR SMC 130 - .390" (9.652mm); FOR SMC 170 - .320" (8.128mm)
  6. U.S. & FOREIGN PATENT ISSUED AND PENDING

REVISIONS				
ECN #	REV	DESCRIPTION	DATE	INITIALS
	001	REVISED PER ECR 111009AZ01	9/28/10	KH



CABLE ORDERING CODE EXAMPLE:  
**CNX B E 4 1 12**

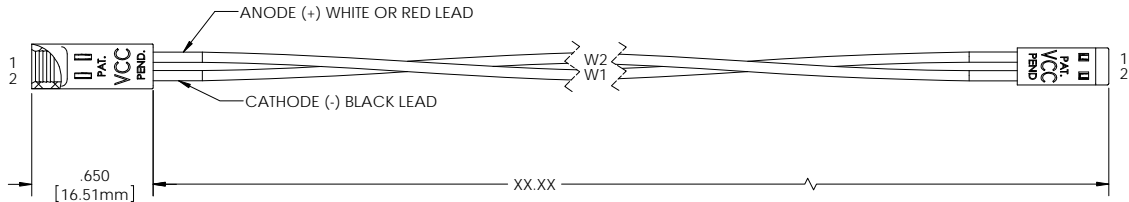
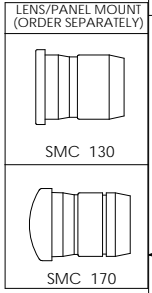
TERMINATION *	
X=	STRIPPED END
E=	SINGLE ROW LOCKING HEADER
G=	SINGLE ROW PLAIN HEADER

WIRE SIZE *	
4	24 AWG

WIRE COLOR *	
1	WHITE - BLACK
2	RED - BLACK

WIRE LENGTH *	
04	4 INCHES (101.6mm)
06	6 INCHES (152.4mm)
08	8 INCHES (203.2mm)
12	12 INCHES (304.8mm)
18	18 INCHES (457.2mm)
24	24 INCHES (609.6mm)

\* CALL FACTORY FOR ADDITIONAL OPTIONS



DIMENSION STYLE: INCHES (MM) GENERAL TOLERANCES UNLESS OTHERWISE SPECIFIED: INCHES .500 MM .254  THIRD ANGLE PROJECTION	MATERIAL	 <b>VCC OPTOELECTRONICS</b> 190 BLOSSICK BLVD, SUITE 101 SAN MARCOS, CA 92669 U.S.A. PHONE: (760) 569-1300, FAX: (760) 569-1301 EMAIL: vccsales@vcc80.com		
	SEE NOTES			
PROPRIETARY AND CONFIDENTIAL THE INFORMATION CONTAINED IN THIS DRAWING IS THE SOLE PROPERTY OF VISUAL COMMUNICATIONS COMPANY, INC. ANY REPRODUCTION OR PARTIAL OR FULL REPRODUCTION WITHOUT THE PERMISSION OF VISUAL COMMUNICATIONS COMPANY, INC. IS PROHIBITED.	FINISH	TITLE:		
	SEE NOTES	<b>CNX B CABLE ASSEMBLY</b>		
APPROVAL	DATE	SIZE	DWG. NO.	REV
DRAWN K Howard	9/28/10	<b>B</b>	<b>CNX B ASSY</b>	<b>001</b>
CHECKED DPZ	11/29/10	SCALE: 1:1		SHEET 1 OF 1
DO NOT SCALE DRAWING				