

Excellent Integrated System Limited

Stocking Distributor

Click to view price, real time Inventory, Delivery & Lifecycle Information:

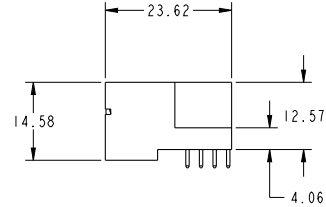
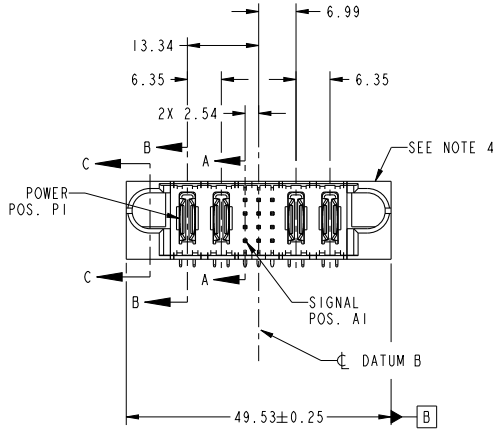
[FCI](#)

[51730-199LF](#)

For any questions, you can email us directly:

sales@integrated-circuit.com

PRODUCT NO.	ROWS	POWER		SIG	POWER	
		E1	P1 P2	1 2 3	P3 P4	E2
51730-199- NOTE 3	D C B A					



CODE	DIM "M" MATING LENGTH	CONTACT TYPE
E	[5.59]	SIGNAL
R	[6.86]	SIGNAL
S	[6.86]	SIGNAL
T	[6.86]	SIGNAL
U	[6.86]	SIGNAL
PA	[N/A]	POWER

spec ref	dr		X Q Wang	2011/12/21	projection	MM	size	A4	scale	1:1
tolerance std	eng		X Q Wang	2012/01/13		←→	ecn no	-	rel level	Released
SEE NOTE	TOLERANCES UNLESS OTHERWISE SPECIFIED		chr	-						
surface	linear	0.X	±0.5	appr	Pei-Ming Zheng	2012/01/13	product family	PwrBlade	rel level	Released
		0.XX	±0.25	www.fci.com		part no.	2P + 12S + 2P	cat. no.	*	Product - Customer Drw
		0.XXX	±0.1	RIGHT ANGLE SOLDER HEADER		dwg no	51730-199	rev	A	sheet 1 of 4
	angular	0°	±2°	Product - Customer Drw		sheet 1 of 4				

Print File - REV C - 2009-08-09

1

2

3

PDS: Rev :A

STATUS:Released

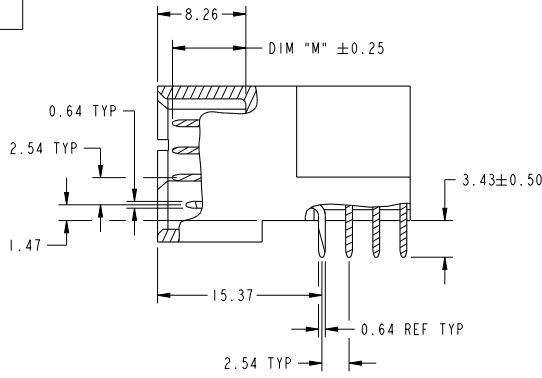
Printed: Jan 13, 2012



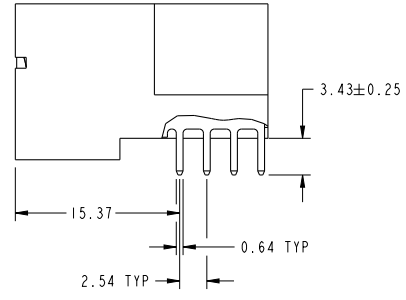
Copyright FCI.

PRODUCT NUMBER

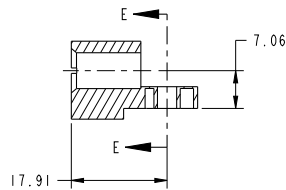
51730-199__
NOTE 3



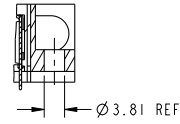
BROKEN-OUT SECTION A-A
SCALE 2:1



BROKEN-OUT SECTION B-B
SCALE 2:1



SECTION C-C



PARTIAL SECTION E-E

dr	X Q Wang	2011/12/21	projection	MM	size	A4	scale	1:1
eng	X Q Wang	2012/01/13			ecn no	-	rel level	Released
chr	-	-			product family	PwrBlade		
appr	Pei-Ming Zheng	2012/01/13			2P + 12S + 2P	dwg no	51730-199	rev
www.fci.com					RIGHT ANGLE SOLDER HEADER			A
cat. no.			*		Product - Customer Drw		sheet 2 of 4	

Part File : REV C - 2009-06-09

1

2

3

PDS: Rev :A

STATUS:Released

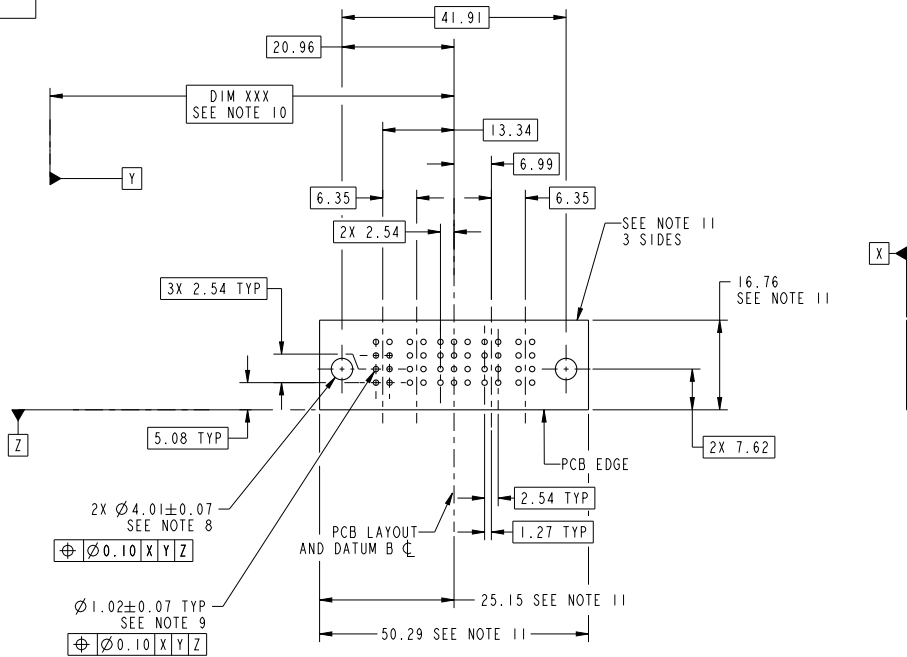
Printed: Jan 13, 2012



Copyright FCI.

PRODUCT NUMBER

51730-199__
NOTE 3



RECOMMENDED PCB LAYOUT

dr	X Q Wang	2011/12/21	projection	MM	size	A4	scale	1:1
eng	X Q Wang	2012/01/13			ecn no	-	rel level	Released
chr	-	-			product family	PwrBlade		
appr	Pei-Ming Zheng	2012/01/13			2P + 12S + 2P	cat. no. *		Product - Customer Drw
					www.fci.com	RIGHT ANGLE SOLDER HEADER	dwg no 51730-199	rev A
							sheet 3 of 4	

Print File - REV C - 2009-06-09

PDS: Rev :A

STATUS:Released

Printed: Jan 13, 2012



Copyright FCI.

PRODUCT NUMBER



51730-199__
NOTE 3

NOTES:

1. DIMENSIONS AND TOLERANCES ARE IN ACCORDANCE WITH ASME Y14.5M, 1994 UNLESS OTHERWISE SPECIFIED.

CONNECTOR NOTES:

- 2. HOUSING MATERIAL: UL 94 V-0 GLASS FILLED HIGH-TEMP THERMOPLASTIC
POWER CONTACT MATERIAL: COPPER ALLOY
SIGNAL PIN MATERIAL: COPPER ALLOY
 - 3. SEE ITEM 1 & 2 IN PRINT 10064183 FOR PLATING SPEC OF 51730-199 AND 51730-199LF RESPECTIVELY.
 - 4. MANUFACTURER'S NAME, DATE CODE AND OPTIONAL P/N TO APPEAR ON THIS SURFACE. THE P/N CAN BE OMITTED IF THERE IS NOT ENOUGH SPACE ON THIS SURFACE.
 - 5. PRODUCT SPECIFICATION GS-12-149.
APPLICATION SPECIFICATION BUS-20-067.
 - 6. PACKAGED IN TRAYS.
- PCB NOTES:
- 7. ALL HOLE DIAMETERS ARE FINISHED HOLE SIZE.
 - 8. MOUNTING HOLES, WHERE APPLICABLE, ARE UNPLATED.
 - 9. $\varnothing 1.151 \pm 0.025$ DRILLED HOLES PLATED WITH 0.008 MIN SnPb OR Sn OVER 0.03 TO 0.08 Cu PLATING TO ACHIEVE $\varnothing 1.02 \pm 0.07$ HOLE.
 - 10. "DIM XXX" TO BE DETERMINED BY THE CUSTOMER.
 - 11. CONNECTOR KEEP-OUT ZONE.

dr	X Q Wang	2011/12/21	projection		MM	size	A4	scale	1:1	
eng	X Q Wang	2012/01/13	chr			-	ecn no	-		
appr	Pei-Ming Zheng	2012/01/13	product family	PwrBlade		rel level	Released			
			title	2P + 12S + 2P RIGHT ANGLE SOLDER HEADER		dwg no	51730-199		rev	A
www.fci.com			cat. no.	*	Product - Customer Drw			sheet 4 of 4		

Print File - REV C - 2009-06-09



Copyright FCI.