

Excellent Integrated System Limited

Stocking Distributor

Click to view price, real time Inventory, Delivery & Lifecycle Information:

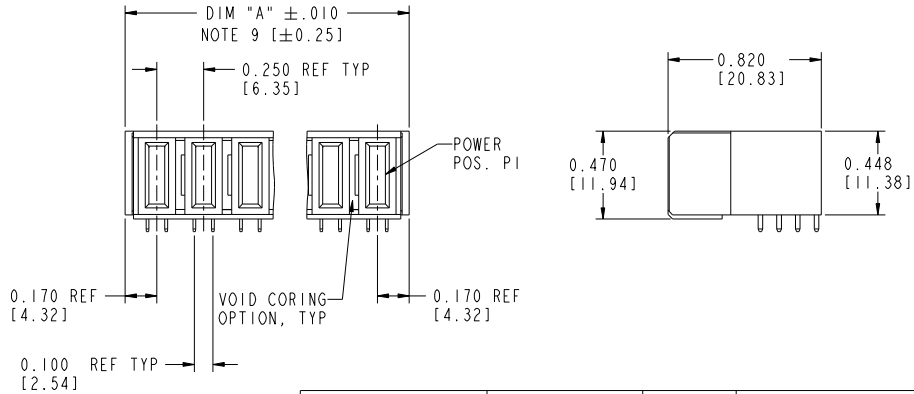
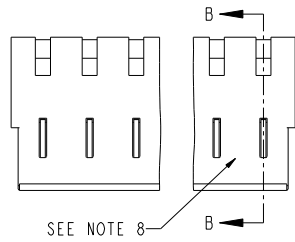
[FCI](#)
[51767-10200000A0LF](#)

For any questions, you can email us directly:
sales@integrated-circuit.com

Tous droits strictement réservés. Reproduction ou communication, o des tiers interdite sans aucune forme que ce soit sans autorisation écrite du propriétaire. Propriété de c FCI. Droits de reproduction FCI.

All rights strictly reserved. Reproduction or issue to third parties in any form whatever is not permitted without written authority from the proprietor. Property of FCI. Copyright FCI.

PRODUCT NUMBER
 51767-ABB00000EF...
 SEE NOTE 1



mat'l code		SEE NOTE 2		tolerances unless otherwise specified		CUSTOMER		FCI	
ltr	ecr no.	dr	date	linear	.XX±.01/.XX±.3	COPY		www.fciconnect.com	
A	V02389	JRW	10/5/00	projection	.XXX±.005/.XX±.13	RIGHT ANGLE RECEPTACLE w/o GUIDE PIN POWER			
B	V21512	TAB	10/04/02	angles	.XXX±.0020/.XXX±.051	INCH/MM		product family PWRBLADE code 213	
C	V03-0769	TAB	07/18/03		0°±2°	scale 3:2		size dwg no 51767 sheet 1 of 3	
D	DG06-0295	JMG	07/20/06	dr	LEV4 10/14/99				
E	DG07-0012	JULIA	01/16/07	enr	J. BROWN 10/14/99				
F	DG08-0239	JC	09/11/08	chr	J. BROWN 10/14/99				
				oppd	J. BROWN 10/14/99				
sheet index	revision sheet	F 1	F 2	F 3				cage code 22526	

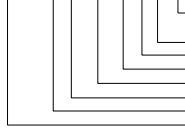
Tous droits strictement réservés. Reproduction ou communication, o des liens internet sous quelque forme que ce soit sans autorisation écrite du propriétaire. Propriété de c FCI. Droits de reproduction FCI.

All rights strictly reserved. Reproduction or issue in any form whatever is not permitted without written authority from the proprietor. Property of FCI. Copyright FCI.

PRODUCT NUMBER 51767-ABB00000EF_..		DIM	LENGTH FORMULAS (SEE NOTE 9)
SEE NOTE 1		DIM "A"	.250 [6.35] x BB + .090 [2.29] (NOTE 9)
		DIM "F"	.250 [6.35] x BB + .120 [3.05]

CONNECTOR NOTES:

1. PRODUCT NUMBER CODE:
51767 - A BB 000 00 E F LF



NO THIS SUFFIX: 100u"/2.54um SnPb ON PCB INTERFACE
 ADD THIS SUFFIX: 78u"/2.00um Sn ON PCB INTERFACE
 ALWAYS "0" (ZERO) (NOTE 7)
 TAIL OPTIONS (NOTE 6)
 ALWAYS "00" (ZERO,ZERO)
 ALWAYS "000" (ZERO,ZERO,ZERO) (NOTE 5)
 NUMBER OF POWER CONTACTS (NOTE 4)
 PLATING (NOTE 3)
 BASE NUMBER

- 2. HOUSING MATERIAL: GLASS FILLED V-0 HIGH TEMP THERMO PLASTIC
 POWER CONTACT MATERIAL: COPPER ALLOY
- 3. PLATING OPTION:
 1 - SEE PRINT 10064183 FOR PLATING SPEC OF 51767-1BB00000EF; 51767-1BB00000EFLF
- 4. POWER CONTACTS, 01 TO 20 AVAILABLE.
 MAXIMUM OF 20 POWER CONTACTS PER CONNECTOR
- 5. THIS PART IS NOT AVAILABLE WITH SIGNAL CONTACTS.
- 6. TAIL OPTIONS:
 A = .135±0.010 [3.43±0.25] SOLDER TO BOARD
 B = .090 +.005/-.010 [2.29 +0.13/-0.25] SOLDER TO BOARD
 C = .154 ±.010 [3.91 ±0.25] PRESS-FIT TO BOARD

- 7. BOARD RETENTION NOT AVAILABLE WITH GUIDLESS ENDS
 - 8. MANUFACTURE'S NAME, P/N, AND DATE CODE TO APPEAR ON THIS SURFACE.
 - 9. THE MAXIMUM OVERALL LENGTH (DIM A) OF A PART IS 8.00 [203.2].
 - 10. PRODUCT SPECIFICATION GS-12-149.
 - 11. APPLICATION SPECIFICATION BUS-20-067.
- PCB NOTES:
- 12. ALL DIMENSIONS ARE BASIC UNLESS OTHERWISE SPECIFIED.
 - 13. ALL THROUGH HOLES ARE LOCATED WITH A TRUE POSITION OF 0.004 [0.10].
 - 14. ALL HOLE DIAMETERS ARE FINISHED HOLE SIZE.
 - 15. Ø0.0453±0.001 [1.151±0.02] DRILLED HOLES PLATED WITH 0.0003 [0.007] MIN SnPb OVER 0.001 [0.03] TO 0.003 [0.08] PLATING TO ACHIEVE A 0.040±0.003 [1.02±0.08] HOLE.
 - 16. A Δ SYMBOL WILL BE NEXT TO ANY DIMENSION, VIEW, OR NOTE WHICH HAS BEEN MODIFIED WITH THE CURRENT DRAWING REVISION.

mat'l code		SEE NOTE 2	tolerances unless otherwise specified	CUSTOMER		www.fciconnect.com
ltr	ecm no.	dr	date	linear	.XX±.01/.XX±.3	COPY
f				angles	.XXX±.005/.XX±.13	projection
				dr	.XXX±.0020/.XXX±.051	RIGHT ANGLE RECEPTACLE w/o GUIDE PIN POWER
				engr	0°±2°	product family
				chr	LEV4 10/14/99	PWRBLADE
				appd	J. BROWN 10/14/99	code
					J. BROWN 10/14/99	213
					J. BROWN 10/14/99	sheet
sheet index	revision sheet					2

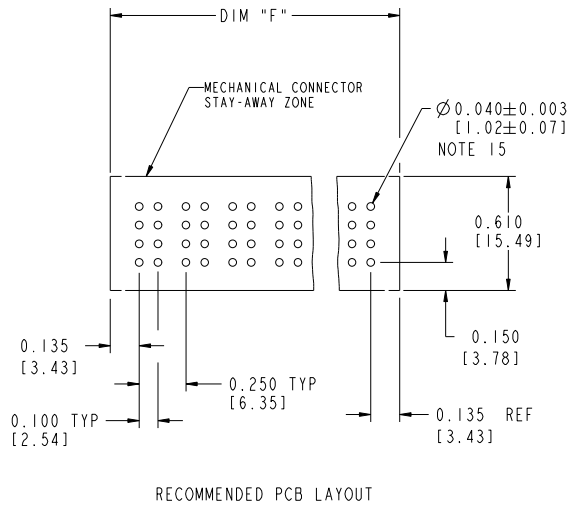
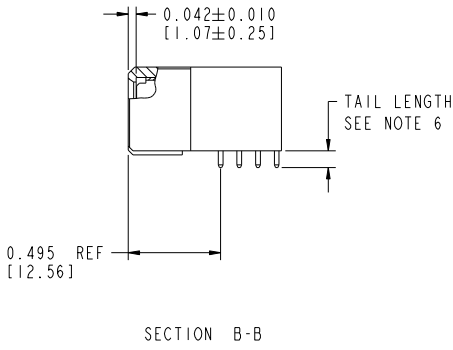
cage code 22526

Tous droits strictement réservés. Reproduction ou communication, o des tiers interdite
 sous quelque forme que ce soit sans autorisation écrite du propriétaire.
 Propriété de c FCI. Droits de reproduction FCI.



All rights strictly reserved. Reproduction or issue to third parties in any
 form whatever is not permitted without written authority from the proprietor.
 Property of FCI. Copyright FCI.

PRODUCT NUMBER
 51767-ABB00000EF--
 SEE NOTE 1



mat'l code		SEE NOTE 2		tolerances unless otherwise specified		CUSTOMER		FCI	
ltr	ecm no.	dr	date	linear	.XX±.01/.XX±.3	projection	COPY	www.fciconnect.com	
F				angles	.XXX±.005/.XX±.13	INCH/MM		RIGHT ANGLE RECEPTACLE w/o GUIDE PIN POWER	
				dr	.XXX±.0020/.XXX±.051	scale		product family	PWRBLADE
				enr	0° ± 2°	3:2		size	213
				chr	LEV4 10/14/99			dwg no	51767
				oppd	J. BROWN 10/14/99			sheet	3
sheet index	revision sheet				J. BROWN 10/14/99				

Pro/E

cage code 22526