

Excellent Integrated System Limited

Stocking Distributor

Click to view price, real time Inventory, Delivery & Lifecycle Information:

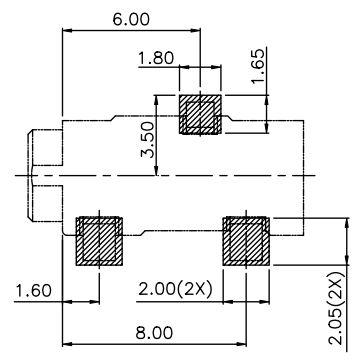
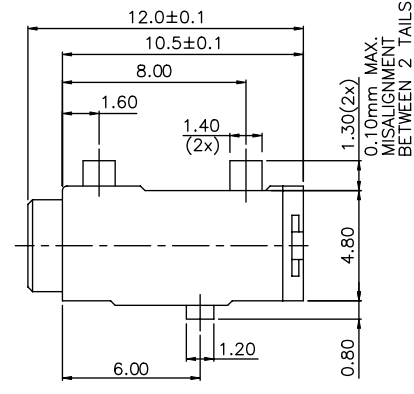
[FCI](#)
[10103332-A0PLF](#)

For any questions, you can email us directly:
sales@integrated-circuit.com

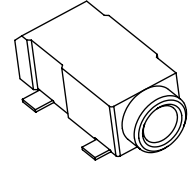
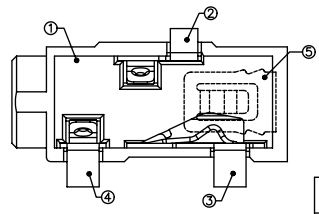
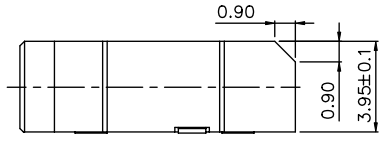
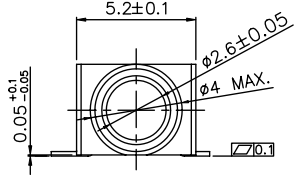
All rights strictly reserved. Reproduction or issue to third parties in any form whatever is not permitted without written authority from the proprietor. Property of FCI. Copyright FCI.
 Tous droits strictement réservés. Reproduction ou communication à des tiers ininterdit sous quelque forme que ce soit sans autorisation écrite du propriétaire. Propriété de FCI. Droits de reproduction FCI.



PART NUMBER
10103332-AXPLF



RECOMMENDED PCB LAYOUT
GENERAL TOLERANCE ±0.05mm(BOTTOM VIEW)



mat'l. code		tolerances unless otherwise specified		CUSTOMER COPY		FCI		www.fciconnect.com						
ltr	ecn no	dr	date	linear	.X	±0.30	projection	title	product family	code				
A	T10-0044	WL	03/09/10		.XX	±0.20					MM	size	dwg no	TWN
B	T10-0087	WL	06/29/10		.XXX	±0.10								
C	T10-0133	WL	08/12/10	angles	±2°	1 of 2								
				dr	WENDY CHEN		07/30/09							
				enfr	WENDY CHEN		07/30/09							
				chr	GARY HSIEH	07/30/09								
				appd	JOSEPH HSIA	07/30/09								
sheet index	revision sheet	C	C											
		1	2											

ACAD PDM: Rev:C STATUS: Released 2010 Aug 17, 2010

NOTES :

1. MATERIALS :
 - a. ITEM 1: HOUSING : THERMOPLASTIC UL94 V-0, COLOR; BLACK.
 - b. ITEM 2,3,4 : CONTACT : COPPER ALLOY.
 - c. ITEM 5 : SPRING : STAINLESS STEEL.
2. PLATING :
CONTACT AND SOLDER AREA: SELECTIVE GOLD PLATED OVERALL,
AND 50u" MIN. NICKEL UNDER PLATED.
3. PRODUCT SPECIFICATION: GS-12-637.
4. PACKING SPECIFICATION: GS-14-1442.
5. THIS PRODUCT MEETS THE EUROPEAN UNION DIRECTIVE
AS DESCRIBED IN GS-22-008.
6. THE HOUSING WILL WITHSTAND EXPOSURE TO 260°C PEAK TEMPERATURE
FOR 10 SECONDS IN A CONVECTION, IR OR VAPER PHASE REFLOW OVEN.
7. PART NUMBER DESCRIPTION:

10103332 - X X X LF

LEAD FREE VERSION

PACKAGING
P: TAPE & REEL

CONTACT AREA PLATING
O : 5u" MIN. GOLD PLATED

CONFIGURATION
A : SEE TABLE I

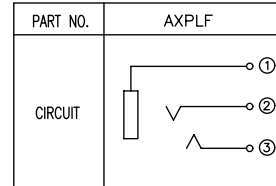


TABLE I

mat'l. code		tolerances unless otherwise specified		CUSTOMER COPY		www.fciconnect.com	
ltr	ecn no	dr	date	linear	.X ±0.30	projection	title
C					.XX ±0.20		Ø2.5 PHONE JACK
				angles	.XXX ±0.10		
				dr	±2°		product family
				engr	WENDY CHEN 07/30/09	scale	size
				chr	WENDY CHEN 07/30/09	A4	dwg no
				appd	GARY HSIEH 07/30/09		10103332
					JOSEPH HSIA 07/30/09		code
sheet index	revision sheet						TWN
							sheet
							2 of

ACAD

PDM: Rev:C

STATUS: Released 2010 Aug 17, 2010

Tous droits strictement reserves. Reproduction ou communication a des tiers interdite sous quelque forme que ce soit sans autorisation écrite du propriétaire. Property of FCI. Copyright FCI.



All rights strictly reserved. Reproduction or issue to third parties in any form whatever is not permitted without written authority from the proprietor. Property of FCI. Copyright FCI.