

## Excellent Integrated System Limited

Stocking Distributor

Click to view price, real time Inventory, Delivery & Lifecycle Information:

[Wurth Electronics Inc](#)  
[418311270802](#)

For any questions, you can email us directly:

[sales@integrated-circuit.com](mailto:sales@integrated-circuit.com)

**TECHNICAL CHARACTERISTICS**

**SPECIFICATION**

- >Contact Rating:
  - Switching: 25mA, 24VDC
  - Non-Switching: 100mA, 50VDC
- >Contact Resistance:
  - Initial: 50mOHM max.
  - After Life Test: 100mOHM max.
- >Insulation Resistance: min. 100MOHM at 500VDC
- >Dielectric Strength: 500VAC for 1 minute
- >Operating Force: 1000g max.
- >Mechanical Life: min. 5000 cycles
- >Electrical Life: 2000 cycles / 25mA, 24VDC
- >Raise Actuator Type

**MATERIAL**

- >Cover: PPS UL 94V-0, color Black
- >Base: HTN UL 94V-0, color Black
- >Actuator: PA 46 UL 94V-0, color White
- >Contact: Gold Plated
- >Terminal: Tin Plated

**SOLDERING INFORMATION**

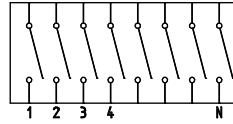
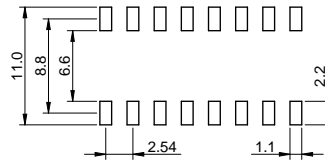
- >Terminal in SMD version
- >Reflow soldering according to JEDEC J-STD 020 Hot Air
- >Keep in "off" position during soldering
- >For cleaning or washing only with top tape sealed
- >VPH Heating Process not recommended

**ENVIRONMENTAL**

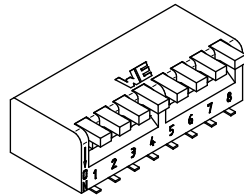
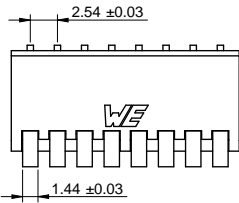
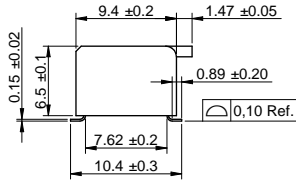
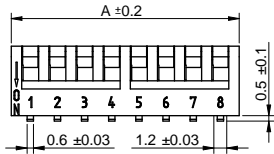
- >Storage condition: -40°C ~ +85°C
- >Operation condition: -40°C ~ +85°C
- >Compliance: Lead Free, ROHS, Reach

**PACKAGING INFORMATION**

- >Tape & Reel Packaging only
- >On delivery in "off" position



Wiring Diagram



**DIMENSION**

No.Of Pole	2	3	4	5	6	7
Dim. A (mm)	6.08	8.62	11.16	13.70	16.24	18.78
No.Of Pole	8	10	12			
Dim. A (mm)	21.32	26.40	31.48			

Scale - 2:1

This electronic component is designed and developed with the intention for use in general electronics equipments. Before incorporating the components into any equipments in the field such as aerospace, aviation, nuclear control, submarine, transportation, (automotive control, train control, ship control), transportation signal, disaster prevention, medical, public information network etc. where higher safety and reliability are especially required or if there is possibility of direct damage or injury to human body, Würth Elektronik must be asked for a written approval. In addition, even electronic component in general electronic equipments, when used in electrical circuits that require high safety, reliability functions or performance, the sufficient reliability evaluation-check for the safety must be performed before by the user before usage.

		GENERAL TOLERANCE		Basic material	
		.x = +/- 0,2 .xx = +/- 0,15			
		Date	Name	DESCRIPTION	
		Drawn 09-02-23	Jelisarow	WS-DISU, Piano type	
		Checked 09-02-23	Hsu	SMD version, raise Actuator without top tape sealed	
b	Revised MatchCode	14-07-23	AL	Scale 2:1	Position
a	warning text	11-10-26	WJ	Drawing.- No. 4183112708xx	
REV	FILE	DATE	BY	EDV NO 4183112708xx.dft	System :Solid Edge V20

SIZE A4