

Excellent Integrated System Limited

Stocking Distributor

Click to view price, real time Inventory, Delivery & Lifecycle Information:

[CTS Electronic Components](#)

[CER0263B](#)

For any questions, you can email us directly:

sales@integrated-circuit.com



CER0263B

2.593 GHz BPF

Rev 3 – Origin Date: April 7, 2006 – Revision Date: January 16, 2007

Features

- Low ripple
- Small Size


Description

Surface mount, silver (Ag) coated barium ceramic filter.

Weight: 0.7 grams typical

Material: Filter is composed of a ceramic block plated with Ag.

Filter complies with RoHS standards.



Electrical Specifications

Parameter	Frequency MHz	Typical @ 25°C	Specification @ 25°C	Spec over -40°C to +85°C
Passband Iloss	2495 - 2690	-1.20	-1.50	-2.00
Passband Ripple	2495 - 2690	0.50	0.70	0.80
Passband Return Loss @ Port 1	2495 - 2690	-12.50	-10.00	-10.00
Passband Return Loss @ Port 2	2495 - 2690	-12.50	-10.00	-10.00
Attenuation	2027-2222	-45.00	-40.00	-40.00
	2963-3158	-32.00	-25.00	-25.00
Power into any port		1 Watt max		

Note: Supplier shall test each filter to the critical electrical specifications of the above table. Any subsequent audits may deviate from in value due to measurement repeatability among different test systems. Such deviations shall not exceed the following limits:

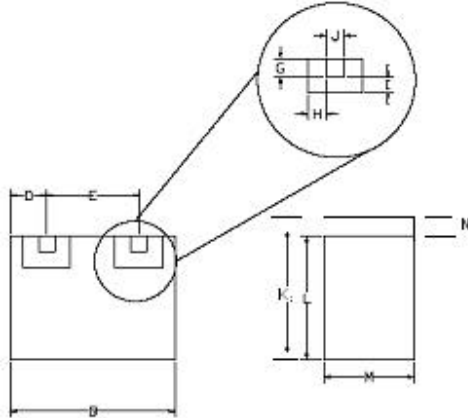
Specification Allowance	
Insertion Loss	0.1 dB
Return Loss	1.0 dB
Stopbands	1.0 dB

*This product is covered by one or more of the following U.S. and foreign patents including: US 4,692,726;US 4,742,562; US 4,800,348;US 4,829,274;US 5,146,193;EP 0573597;DE 0573597;FR 0573597;JP 508149/92;KR 142171;US 5,162,760;US 5,218,329;US 5,250,916;US 5,327,109;US 5,488,335;CA 2114029;FR 9306297;GB 2273393;JP 3205337;KR 115113;CN 93106228.4;US 5,512,866;EP 0706719;DE 0706719;FR 0706719;GB 0706719;CN 95190359.4;US 5,602,518;US 5,721,520;US 5,745,018;EP 0910875;DE 0910875;DK 0910875;FR 0910875;GB 0910875;IE 0910875;JP 505182/98;KR 10-323013;US 5,994,978;US 6,462,629;CN 00810420.4;US 6,559,735;US 6,650,202;US 6,834,429.Other US and foreign patents pending.

CTS Corporation 2006 reserves all copyrights in the layout, design and configuration of the patterns on this product.

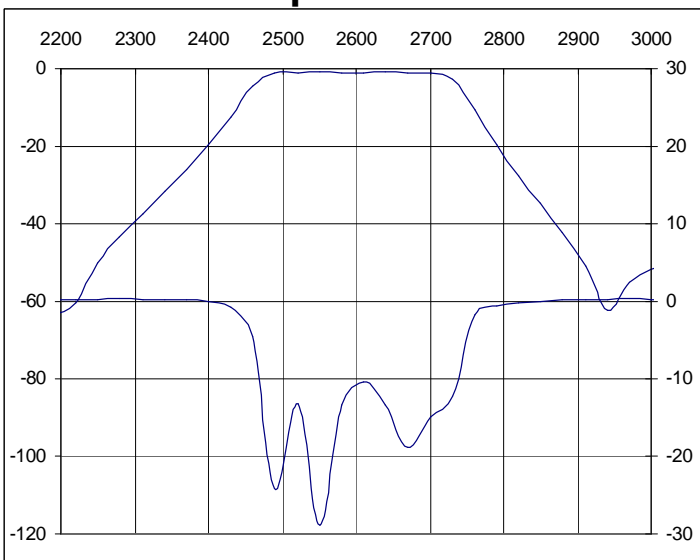
Mechanical Drawing

Rev 3 – Origin Date: April 7, 2006 – Revision Date: January 16, 2007

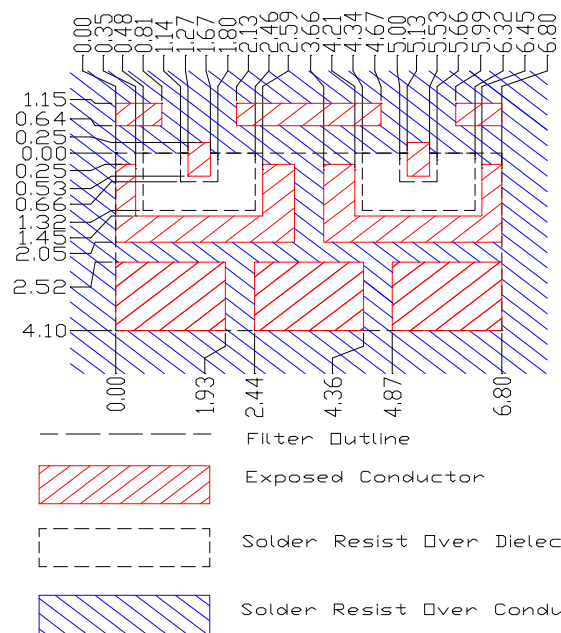


Dim	Nominal (mm)	Tolerance (mm) +/- or max
A		
B	6.8	max
C		
D	1.35	0.25
E	3.86	0.13
F		
G	0.66	0.13
H	0.66	0.13
I	0.66	0.13
J	0.66	0.13
K	5.0	max
L	4.1	max
M	2.4	max
N	0.76	0.13

Electrical response

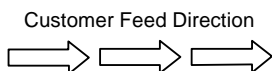


PCB Layout



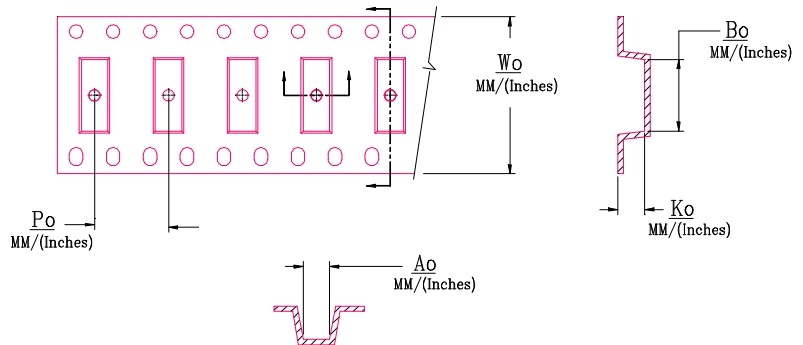
Packaging and Marking

DIMENSION	UNITS	SPECIFICATION
REEL DIAMETER	mm	330
REEL WEIGHT	kg	1.5
REEL QUANTITY	ea.	1000



Product Marking

CTS
63B
YWW



Wo	Ao	Bo	Ko	Po
Inches/mm	Inches/mm	Inches/mm	Inches/mm	Inches/mm
0.630"/16	0.209"/5.30	0.280"/7.1	0.102"/2.60	0.315"/8.00