

## Excellent Integrated System Limited

Stocking Distributor

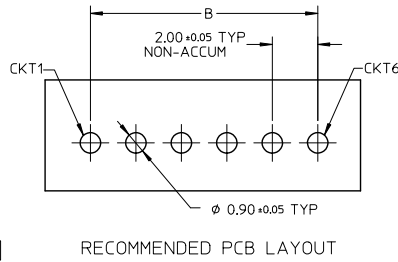
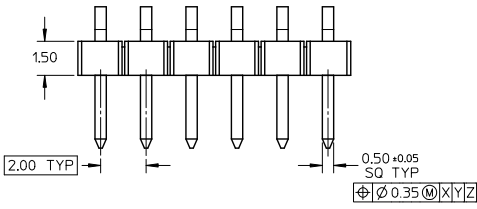
Click to view price, real time Inventory, Delivery & Lifecycle Information:

[Molex Connector Corporation](#)  
[0877540552](#)

For any questions, you can email us directly:

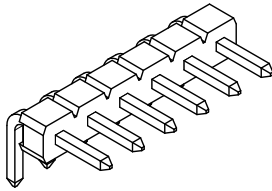
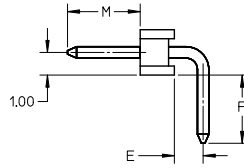
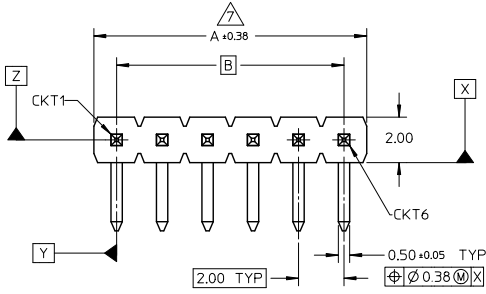
[sales@integrated-circuit.com](mailto:sales@integrated-circuit.com)

10 9 8 7 6 5 4 3 2 1



**NOTES:**

1. MATERIAL:
  - HOUSING: NYLON, GLASS FILLED, UL94V-0, COLOR: BLACK
  - PIN : COPPER ALLOY 0.50mm SQ.
2. PLATING TYPE:
  - (1) GOLD FLASH OVER  
1.25µm MIN. NICKEL OVERALL
  - (2) 0.05µm MIN. GOLD PLATE ON CONTACT AND 2.50µm MIN. TIN ON SOLDER TAIL OVER 1.25µm MIN. NICKEL OVERALL.
  - (3) 0.38µm MIN. GOLD PLATE ON CONTACT AND 2.00µm MIN. TIN ON SOLDER TAIL OVER 1.25µm MIN. NICKEL OVERALL.
  - (4) 0.75µm MIN. GOLD PLATE ON CONTACT AND 2.00µm MIN. TIN ON SOLDER TAIL OVER 1.25µm MIN. NICKEL OVERALL.
  - (5) 2.50µm MIN. TIN OVERALL  
1.25µm MIN. NICKEL OVERALL
3. THE ABOVE 6 CKT IS FOR ILLUSTRATION PURPOSE ONLY.
4. RECOMMENDED PCB THICKNESS 1.60mm
5. PRODUCT SPECIFICATION: PS-87761-100
6. WAFER TO BE FLAT WITHIN 0.003mm/mm
- △ IRREGULAR CIRCUIT CUTOFF WITHIN BREAKAWAY SECTION IS PERMISSIBLE. CUTTING OR CHIPPING OF THE MAIN BODY IS NOT ACCEPTABLE.
8. PACKAGING SPECIFICATION:
  - (1) BULK : PK-89990-490
  - (2) TRAY : PK-89990-487



REVISE 87754-0462 EC NO. S2012-0531 DRAWN: KWANG CHK: DATSEE APPR: MLONG 2012/01/11 2012/01/30 2012/01/30	QUALITY SYMBOLS	GENERAL TOLERANCES (UNLESS SPECIFIED)	DIMENSION STYLE	SCALE	DESIGN UNITS	THIRD ANGLE PROJECTION	
	▽=0	4 PLACES ± --- ± ---	MM ONLY	NTS	METRIC	☉ □	
	▽=0	3 PLACES ± --- ± ---	DRAWN BY DATE			TITLE	
	▽=0	2 PLACES ± 0.2 ± ---	CHECKED BY DATE			CUSTOM HEADER 2.00MM PITCH SINGLE ROW HEADER, SINGLE WAFER, R/A	
	1 PLACE ± --- ± ---	ANGULAR ± 3 °	APPROVED BY DATE			MOLEX INCORPORATED	
		DRAFT WHERE APPLICABLE MUST REMAIN WITHIN DIMENSIONS	MATERIAL NO.			DOCUMENT NO.	
			SEE TABLE			SD-87754-100	
			SIZE			SHEET NO.	
			A3			1 OF 2	
			THIS DRAWING CONTAINS INFORMATION THAT IS PROPRIETARY TO MOLEX INCORPORATED AND SHOULD NOT BE USED WITHOUT WRITTEN PERMISSION				

9 8 7 6 5 4 3 2 1



Distributor of Molex Connector Corporation: Excellent Integrated System Limited

Datasheet of 0877540552 - 2MM SRSW HDR RA TRAY 38AULF

Contact us: sales@integrated-circuit.com Website: www.integrated-circuit.com

CKT SIZE	DIMENSION		PART NO FOR PE BAG PACKAGING	PART NO FOR TRAY PACKAGING	CKT SIZE	VOID POSITION	PLATING TYPE	DIMENSION				
	A	B						M	P	E	-	-
02	4.00	2.00	87754-4051	----	40	-----	5	3.50	3.00	1.50	---	---
03	6.00	4.00	----	87754-0352	03	-----	5	7.00	4.60	1.20	---	---
04	8.00	6.00	----	87754-0462	04	-----	5	7.20	3.00	1.20	---	---
05	10.00	8.00	----	87754-0552	05	-----	3	4.00	2.60	1.50	---	---
06	12.00	10.00	----	87754-0553	05	-----	5	7.00	4.60	1.20	---	---
07	14.00	12.00	----	87754-2552	25	-----	5	3.00	2.80	1.50	---	---
08	16.00	14.00										
09	18.00	16.00										
10	20.00	18.00										
11	22.00	20.00										
12	24.00	22.00										
13	26.00	24.00										
14	28.00	26.00										
15	30.00	28.00										
16	32.00	30.00										
17	34.00	32.00										
18	36.00	34.00										
19	38.00	36.00										
20	40.00	38.00										
21	42.00	40.00										
22	44.00	42.00										
23	46.00	44.00										
24	48.00	46.00										
25	50.00	48.00										
26	52.00	50.00										
27	54.00	52.00										
28	56.00	54.00										
29	58.00	56.00										
30	60.00	58.00										
31	62.00	60.00										
32	64.00	62.00										
33	66.00	64.00										
34	68.00	66.00										
35	70.00	68.00										
36	72.00	70.00										
37	74.00	72.00										
38	76.00	74.00										
39	78.00	76.00										
40	80.00	78.00										

<b>REVISE 87754-0462</b> EC. NO. S2012-0531 DRAWN:SKANG CHK:DATSEE APPR:MLONG	QUALITY SYMBOLS	GENERAL TOLERANCES (UNLESS SPECIFIED)	DIMENSION STYLE	SCALE	DESIGN UNITS	THIRD ANGLE PROJECTION															
	$\sqrt{\text{A}}=0$ $\sqrt{\text{B}}=0$ $\sqrt{\text{C}}=0$	<table border="1"> <tr><th colspan="2">mm</th><th>INCH</th></tr> <tr><td>4 PLACES</td><td>±---</td><td>±---</td></tr> <tr><td>3 PLACES</td><td>±---</td><td>±---</td></tr> <tr><td>2 PLACES</td><td>±0.2</td><td>±---</td></tr> <tr><td>1 PLACE</td><td>±---</td><td>±---</td></tr> </table>	mm		INCH	4 PLACES	±---	±---	3 PLACES	±---	±---	2 PLACES	±0.2	±---	1 PLACE	±---	±---	MM ONLY	NTS	METRIC	
	mm		INCH																		
	4 PLACES	±---	±---																		
3 PLACES	±---	±---																			
2 PLACES	±0.2	±---																			
1 PLACE	±---	±---																			
DESCRIPTION	DRAFT WHERE APPLICABLE MUST REMAIN WITHIN DIMENSIONS	DRAWN BY: CWLAM CHECKED BY: KWLEE APPROVED BY: MLONG DATE: 2007/07/20 DATE: 2007/08/15 DATE: 2009/12/04	TITLE	CUSTOM HEADER 2.00MM PITCH SINGLE ROW HEADER,SINGLE WAFER, R/A																	
REV	A7	SEE TABLE	MATERIAL NO.	DOCUMENT NO.	MOLEX INCORPORATED SD-87754-100		SHEET NO. 2 OF 2														