

Excellent Integrated System Limited

Stocking Distributor


Click to view price, real time Inventory, Delivery & Lifecycle Information:

[Central Semiconductor Corp](#)
[CSHD6-60C TR13](#)

For any questions, you can email us directly:

sales@integrated-circuit.com

CSHD6-60C
SURFACE MOUNT SILICON
DUAL, COMMON CATHODE
SCHOTTKY RECTIFIER
6.0 AMP, 60 VOLT



www.centralemi.com

DESCRIPTION:

The CENTRAL SEMICONDUCTOR CSHD6-60C is a silicon Schottky rectifier designed for fast switching applications requiring a low forward voltage drop.

MARKING: FULL PART NUMBER

MAXIMUM RATINGS: ($T_C=25^\circ\text{C}$ unless otherwise noted)

	SYMBOL		UNITS
Peak Repetitive Reverse Voltage	V_{RRM}	60	V
Average Rectified Forward Current ($T_C=120^\circ\text{C}$)	I_O	6.0	A
Peak Forward Surge Current, $t_p=10\text{ms}$	I_{FSM}	50	A
Peak Repetitive Reverse Surge Current, $t_p=2.0\mu\text{s}$	I_{RRM}	1.0	A
Critical Rate of Rise of Reverse Voltage	dv/dt	10,000	V/ μs
Operating and Storage Junction Temperature	T_J, T_{stg}	-65 to +150	$^\circ\text{C}$
Thermal Resistance Per Diode	θ_{JC}	3.5	$^\circ\text{C/W}$

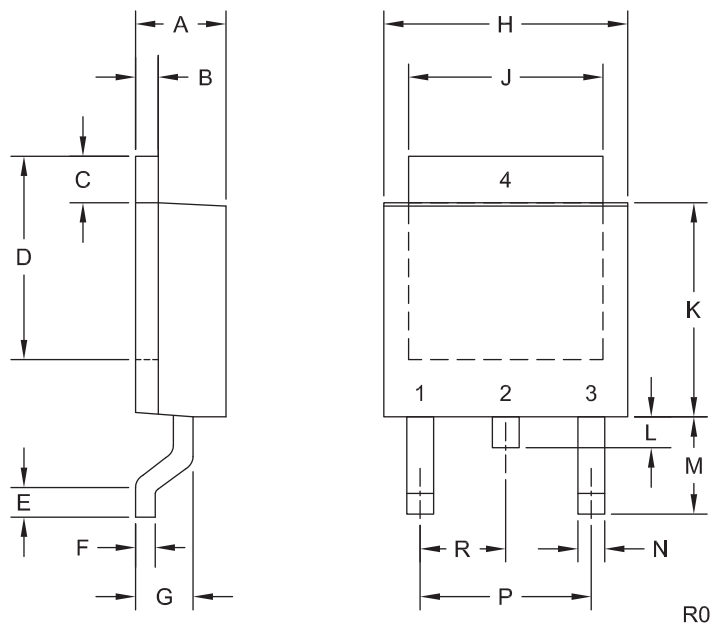
ELECTRICAL CHARACTERISTICS PER DIODE: ($T_C=25^\circ\text{C}$ unless otherwise noted)

SYMBOL	TEST CONDITIONS	TYP	MAX	UNITS
I_R	$V_R=60\text{V}$	7.0	30	μA
I_R	$V_R=60\text{V}, T_C=125^\circ\text{C}$	7.0	10	mA
V_F	$I_F=3.0\text{A}$	0.61	0.70	V
V_F	$I_F=3.0\text{A}, T_C=125^\circ\text{C}$	0.55	0.65	V
V_F	$I_F=6.0\text{A}$	0.80	0.90	V
V_F	$I_F=6.0\text{A}, T_C=125^\circ\text{C}$	0.66	0.85	V
C_J	$V_R=0, f=1.0\text{MHz}$	377		pF



CSHD6-60C
SURFACE MOUNT SILICON
DUAL, COMMON CATHODE
SCHOTTKY RECTIFIER
6.0 AMP, 60 VOLT

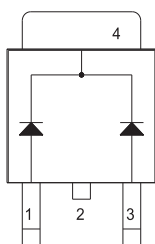
DPAK CASE - MECHANICAL OUTLINE



LEAD CODE:

- 1) Anode 1
 - 2) Cathode
 - 3) Anode 2
 - 4) Cathode
- Pin 2 is common to the tab (4)

MARKING: FULL PART NUMBER



SYMBOL	INCHES		MILLIMETERS	
	MIN	MAX	MIN	MAX
A	0.083	0.108	2.10	2.75
B	0.016	0.032	0.40	0.81
C	0.035	0.063	0.89	1.60
D	0.203	0.228	5.15	5.79
E	0.020	-	0.51	-
F	0.018	0.024	0.45	0.60
G	0.051	0.071	1.30	1.80
H	0.248	0.268	6.30	6.81
J	0.197	0.217	5.00	5.50
K	0.209	0.245	5.30	6.22
L	0.025	0.040	0.64	1.02
M	0.090	0.115	2.30	2.91
N	0.012	0.045	0.30	1.14
P	0.180		4.60	
R	0.090		2.30	

DPAK (REV: R0)

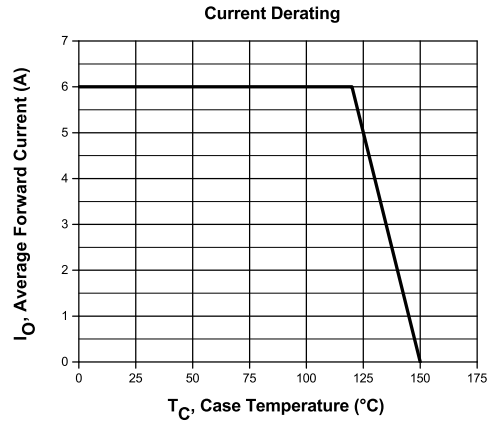
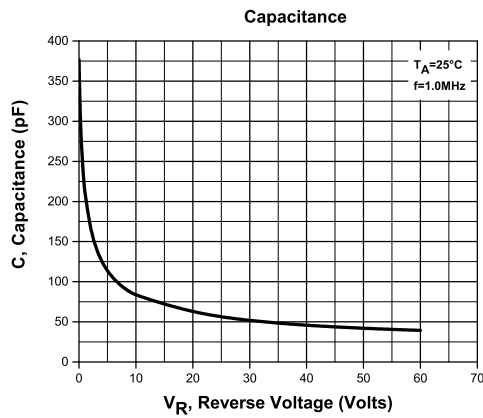
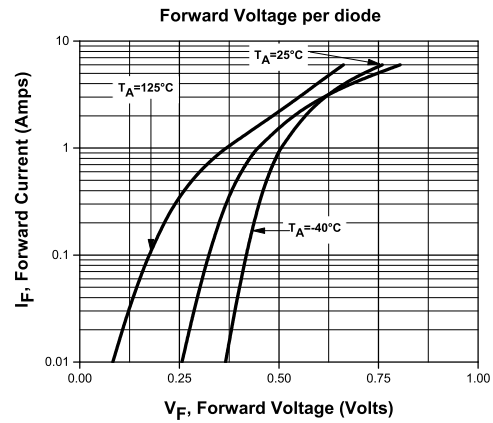
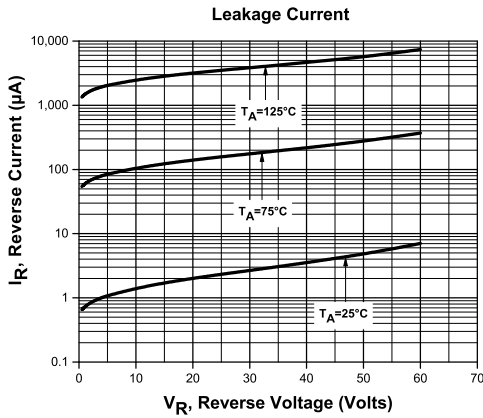
R10 (1-March 2016)

CSHD6-60C

**SURFACE MOUNT SILICON
 DUAL, COMMON CATHODE
 SCHOTTKY RECTIFIER
 6.0 AMP, 60 VOLT**



TYPICAL ELECTRICAL CHARACTERISTICS



R10 (1-March 2016)

OUTSTANDING SUPPORT AND SUPERIOR SERVICES



PRODUCT SUPPORT

Central's operations team provides the highest level of support to insure product is delivered on-time.

- Supply management (Customer portals)
- Inventory bonding
- Consolidated shipping options
- Custom bar coding for shipments
- Custom product packing

DESIGNER SUPPORT/SERVICES

Central's applications engineering team is ready to discuss your design challenges. Just ask.

- Free quick ship samples (2nd day air)
- Online technical data and parametric search
- SPICE models
- Custom electrical curves
- Environmental regulation compliance
- Customer specific screening
- Up-screening capabilities
- Special wafer diffusions
- PbSn plating options
- Package details
- Application notes
- Application and design sample kits
- Custom product and package development

CONTACT US

Corporate Headquarters & Customer Support Team

Central Semiconductor Corp.
145 Adams Avenue
Hauppauge, NY 11788 USA
Main Tel: (631) 435-1110
Main Fax: (631) 435-1824
Support Team Fax: (631) 435-3388
www.centrasemi.com

Worldwide Field Representatives:
www.centrasemi.com/wwreps

Worldwide Distributors:
www.centrasemi.com/wwdistributors

For the latest version of Central Semiconductor's **LIMITATIONS AND DAMAGES DISCLAIMER**, which is part of Central's Standard Terms and Conditions of sale, visit: www.centrasemi.com/terms