

## Excellent Integrated System Limited

Stocking Distributor

Click to view price, real time Inventory, Delivery & Lifecycle Information:

[Sullins Connector Solutions](#)  
[RZE05DHHN](#)

For any questions, you can email us directly:

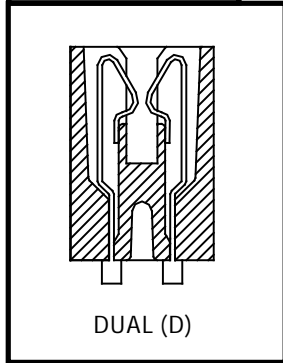
[sales@integrated-circuit.com](mailto:sales@integrated-circuit.com)

# .039" [1.00MM] CONTACT CENTERS

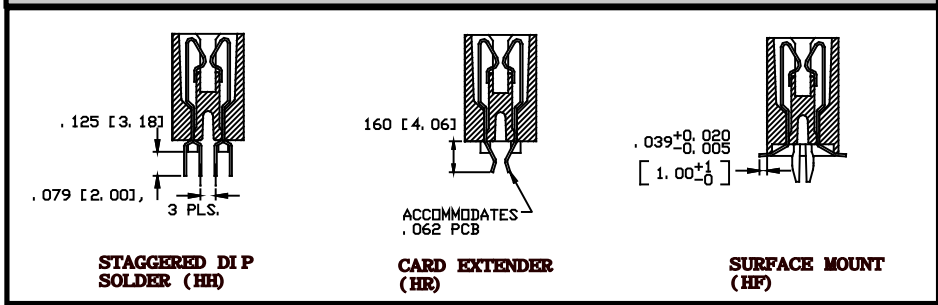
## FEATURES

- \* Accommodates .062 + - .008" PC board (Consult factory for other board thicknesses)
- \* PPS or PCT insulator
- \* Molded-in key available
- \* 1 amp current rating
- \* Highly reliable high cycle hairpin bellow contacts
- \* 150 grams normal force minimum

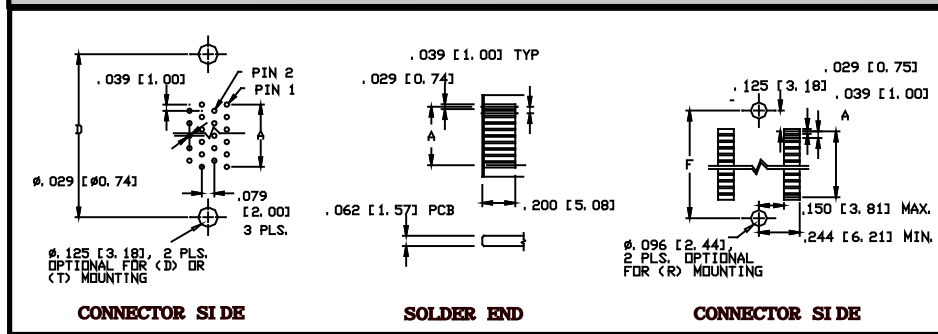
### READOUT



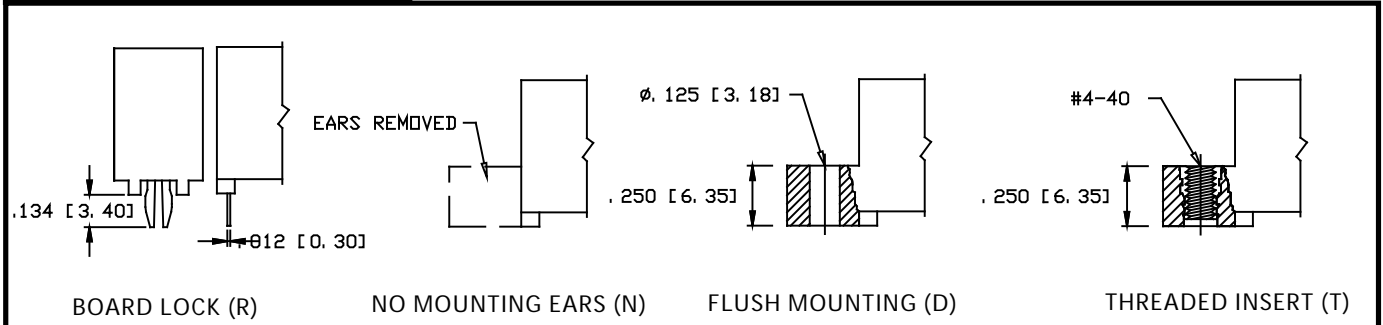
### TERMINATION TYPE



### P.C.B. LAYOUTS



### MOUNTING STYLE



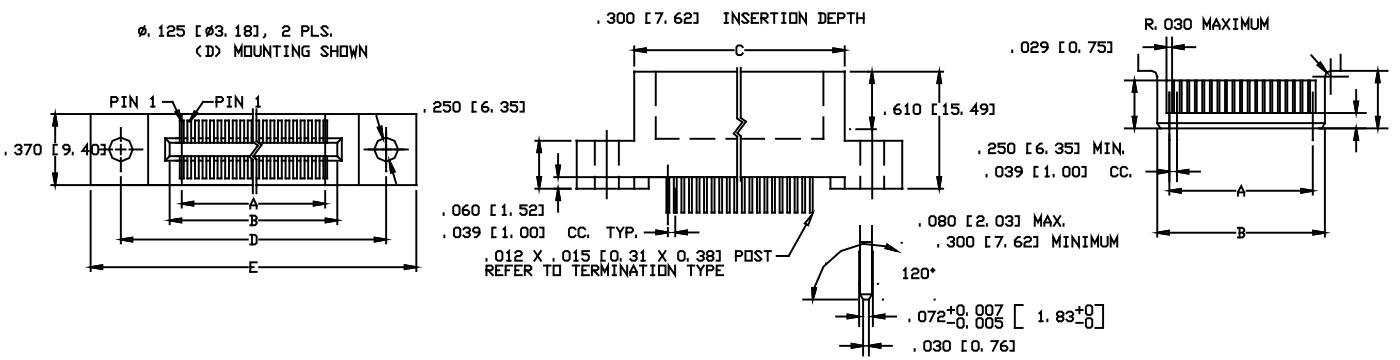
# DIP SOLDER/CARD EXTENDER/SMT EDGE CARD CONNECTORS

## PART NUMBER CODING

<p><b>MATERIALS (Insulator/Contact)</b></p> <p>R = PPS/Phosphor Bronze          A = PPS/Beryllium Copper          L = PCT/Phosphor Bronze          M = PCT/Beryllium Copper</p> <p><b>CONTACT FINISH</b></p> <table border="0"> <tr> <td>Contact Surface</td> <td>Termination</td> <td>Underplate</td> </tr> <tr> <td>Z = .000010" Gold</td> <td>.000100" Tin</td> <td>.000050" Nickel</td> </tr> <tr> <td>X = .000030" Gold</td> <td>.000100" Tin</td> <td>.000050" Nickel</td> </tr> </table> <p><b>CONTACT CENTERS</b></p> <p>E = .039" [1.00 mm]</p> <p><b>NUMBER OF CONTACT POSITIONS</b></p> <p>1 through 50</p>	Contact Surface	Termination	Underplate	Z = .000010" Gold	.000100" Tin	.000050" Nickel	X = .000030" Gold	.000100" Tin	.000050" Nickel	<p>R Z E 50 D H H D -SXXX</p>	<p><b>MODIFICATIONS (Consult Factory)</b></p> <p>Omit For Standard</p> <p><b>MOUNTING STYLE (Opposite Page)</b></p> <p>D = Flush Mounting          N = No Mounting          R = Board Lock          T = Flush Mounting With Threaded Insert</p> <p><b>TERMINATION TYPE (Opposite Page)</b></p> <p>HH = Staggered Dip Solder          HR = Card Extender          HF = Surface Mount</p> <p><b>READOUT (Opposite page)</b></p> <p>D = Dual</p>
Contact Surface	Termination	Underplate									
Z = .000010" Gold	.000100" Tin	.000050" Nickel									
X = .000030" Gold	.000100" Tin	.000050" Nickel									

## DIMENSIONS

Dimensions in [ ] are in millimeters, all others in inches.



PART NUMBER	NUMBER OF CONTACTS	INCH										MM				
		A +-.005	B+.005-.000	C+-.015	D+-.010	E+-.020	F+-.010	A +-.13	B+.13-.00	C+-.38	D+-.25	E+-.51	F+-.25			
RZE01D	1/2	0.000	0.126	0.350	0.636	0.950	0.250	0.00	3.20	8.89	16.15	24.13	6.35			
RZE02D	2/4	0.039	0.165	0.389	0.675	0.989	0.289	1.00	4.20	9.89	17.15	25.13	7.35			
RZE03D	3/6	0.079	0.205	0.429	0.715	1.029	0.329	2.00	5.20	10.89	18.15	26.13	8.35			
RZE04D	4/8	0.118	0.244	0.468	0.754	1.068	0.368	3.00	6.20	11.89	19.15	27.13	9.35			
RZE05D	5/10	0.157	0.283	0.507	0.793	1.107	0.407	4.00	7.20	12.89	20.15	28.13	10.35			
RZE06D	6/12	0.197	0.323	0.547	0.833	1.147	0.447	5.00	8.20	13.89	21.15	29.13	11.35			
RZE07D	7/14	0.236	0.362	0.586	0.872	1.186	0.486	6.00	9.20	14.89	22.15	30.13	12.35			
RZE08D	8/16	0.276	0.402	0.626	0.912	1.226	0.526	7.00	10.20	15.89	23.15	31.13	13.35			
RZE09D	9/18	0.315	0.441	0.665	0.951	1.265	0.565	8.00	11.20	16.89	24.15	32.13	14.35			
RZE10D	10/20	0.354	0.480	0.704	0.990	1.304	0.604	9.00	12.20	17.89	25.15	33.13	15.35			
RZE11D	11/22	0.394	0.520	0.744	1.030	1.344	0.644	10.00	13.20	18.89	26.15	34.13	16.35			
RZE12D	12/24	0.433	0.559	0.783	1.069	1.383	0.683	11.00	14.20	19.89	27.15	35.13	17.35			
RZE13D	13/26	0.472	0.598	0.822	1.108	1.422	0.722	12.00	15.20	20.89	28.15	36.13	18.35			
RZE14D	14/18	0.512	0.638	0.862	1.148	1.462	0.762	13.00	16.20	21.89	29.15	37.13	19.35			
RZE15D	15/30	0.551	0.677	0.901	1.187	1.501	0.801	14.00	17.20	22.89	30.15	38.13	20.35			
RZE16D	16/32	0.591	0.717	0.941	1.227	1.541	0.841	15.00	18.20	23.89	31.15	39.13	21.35			
RZE17D	17/34	0.630	0.756	0.980	1.266	1.580	0.880	16.00	19.20	24.89	32.15	40.13	22.35			
RZE18D	18/36	0.669	0.795	1.019	1.305	1.619	0.919	17.00	20.20	25.89	33.15	41.13	23.35			
RZE19D	19/38	0.709	0.835	1.059	1.345	1.659	0.959	18.00	21.20	26.89	34.15	42.13	24.35			
RZE20D	20/40	0.748	0.874	1.098	1.384	1.698	0.998	19.00	22.20	27.89	35.15	43.13	25.35			
RZE21D	21/42	0.787	0.913	1.137	1.423	1.737	1.037	20.00	23.20	28.89	36.15	44.13	26.35			
RZE22D	22/44	0.827	0.953	1.177	1.463	1.777	1.077	21.00	24.20	29.89	37.15	45.13	27.35			
RZE23D	23/46	0.866	0.992	1.216	1.502	1.816	1.116	22.00	25.20	30.89	38.15	46.13	28.35			
RZE24D	24/48	0.906	1.032	1.256	1.542	1.856	1.156	23.00	26.20	31.89	39.15	47.13	29.35			
RZE25D	25/50	0.945	1.071	1.295	1.581	1.895	1.195	24.00	27.20	32.89	40.15	48.13	30.35			
RZE26D	26/52	0.984	1.110	1.334	1.620	1.934	1.234	25.00	28.20	33.89	41.15	49.13	31.35			
RZE27D	27/54	1.024	1.150	1.374	1.660	1.974	1.274	26.00	29.20	34.89	42.15	50.13	32.35			
RZE28D	28/56	1.063	1.189	1.413	1.699	2.013	1.313	27.00	30.20	35.89	43.15	51.13	33.35			
RZE29D	29/58	1.102	1.228	1.452	1.738	2.052	1.352	28.00	31.20	36.89	44.15	52.13	34.35			
RZE30D	30/60	1.142	1.268	1.492	1.778	2.092	1.392	29.00	32.20	37.89	45.15	53.13	35.35			
RZE31D	31/62	1.181	1.307	1.531	1.817	2.131	1.431	30.00	33.20	38.89	46.15	54.13	36.35			
RZE32D	32/64	1.220	1.346	1.570	1.856	2.170	1.470	31.00	34.20	39.89	47.15	55.13	37.35			
RZE33D	33/66	1.260	1.386	1.610	1.896	2.210	1.510	32.00	35.20	40.89	48.15	56.13	38.35			
RZE34D	34/68	1.299	1.425	1.649	1.935	2.249	1.549	33.00	36.20	41.89	49.15	57.13	39.35			
RZE35D	35/70	1.339	1.465	1.689	1.975	2.289	1.589	34.00	37.20	42.89	50.15	58.13	40.35			
RZE36D	36/72	1.378	1.504	1.728	2.014	2.328	1.628	35.00	38.20	43.89	51.15	59.13	41.35			
RZE37D	37/74	1.417	1.543	1.767	2.053	2.367	1.667	36.00	39.20	44.89	52.15	60.13	42.35			
RZE38D	38/76	1.457	1.583	1.807	2.093	2.407	1.707	37.00	40.20	45.89	53.15	61.13	43.35			
RZE39D	39/78	1.496	1.622	1.846	2.132	2.446	1.746	38.00	41.20	46.89	54.15	62.13	44.35			
RZE40D	40/80	1.535	1.661	1.885	2.171	2.485	1.785	39.00	42.20	47.89	55.15	63.13	45.35			
RZE41D	41/82	1.575	1.701	1.925	2.211	2.525	1.825	40.00	43.20	48.89	56.15	64.13	46.35			
RZE42D	42/84	1.614	1.740	1.964	2.250	2.564	1.864	41.00	44.20	49.89	57.15	65.13	47.35			
RZE43D	43/86	1.654	1.780	2.004	2.290	2.604	1.904	42.00	45.20	50.89	58.15	66.13	48.35			
RZE44D	44/88	1.693	1.819	2.043	2.329	2.643	1.943	43.00	46.20	51.89	59.15	67.13	49.35			
RZE45D	45/90	1.732	1.858	2.082	2.368	2.682	1.982	44.00	47.20	52.89	60.15	68.13	50.35			
RZE46D	46/92	1.772	1.898	2.122	2.408	2.722	2.022	45.00	48.20	53.89	61.15	69.13	51.35			
RZE47D	47/94	1.811	1.937	2.161	2.447	2.761	2.061	46.00	49.20	54.89	62.15	70.13	52.35			
RZE48D	48/96	1.850	1.976	2.200	2.486	2.800	2.100	47.00	50.20	55.89	63.15	71.13	53.35			
RZE49D	49/98	1.890	2.016	2.240	2.526	2.840	2.140	48.00	51.20	56.89	64.15	72.13	54.35			
RZE50D	50/100	1.929	2.055	2.279	2.565	2.879	2.179	49.00	52.20	57.89	65.15	73.13	55.35			

\* Contact Factory for Other Positions