

Excellent Integrated System Limited

Stocking Distributor

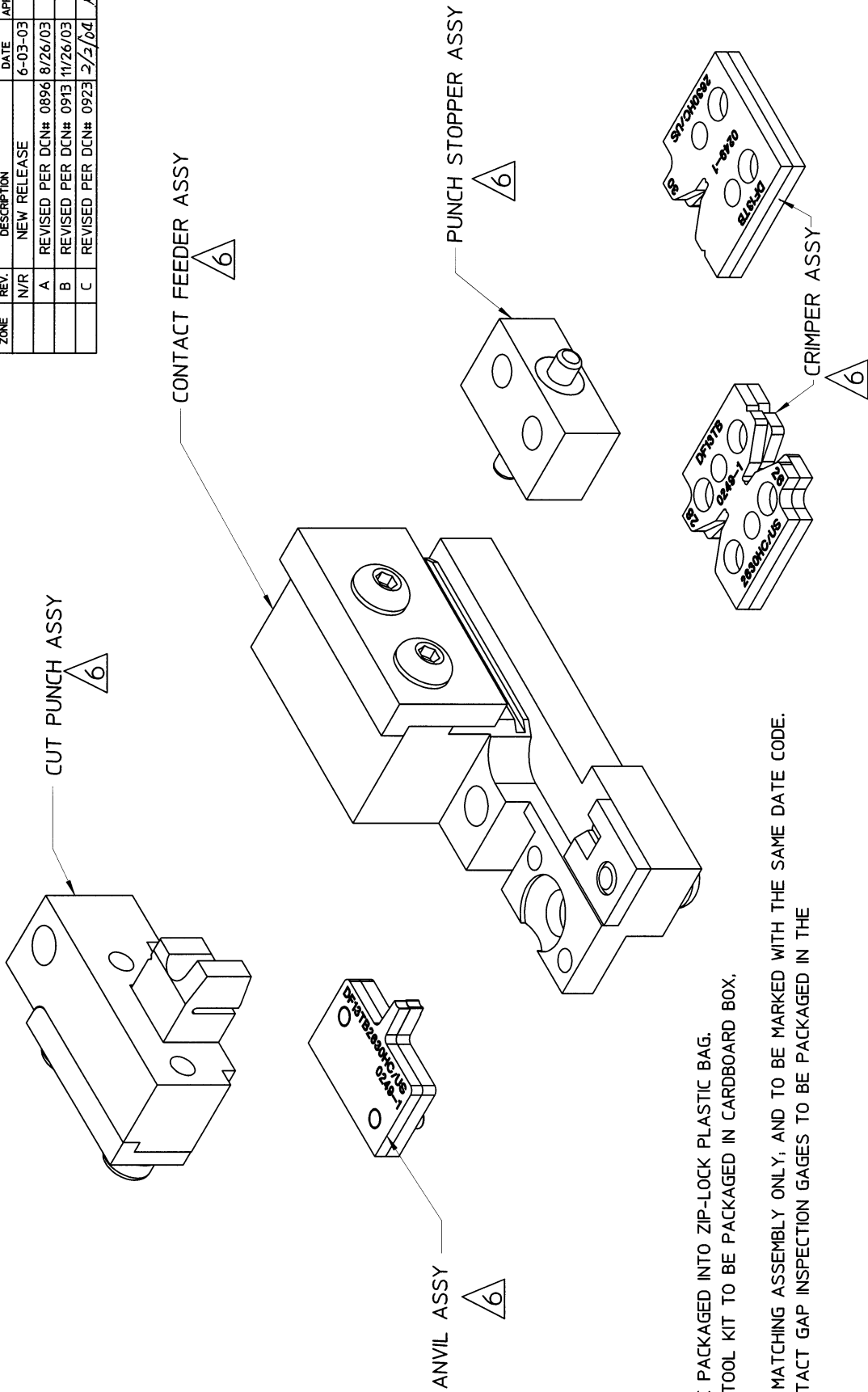
Click to view price, real time Inventory, Delivery & Lifecycle Information:

[Hirose Electric Co Ltd](#)
[DF13-TB2630HC/US-DS](#)

For any questions, you can email us directly:
sales@integrated-circuit.com



REVISIONS				
ZONE	REV.	DESCRIPTION	DATE	APPROVED
	N/R	NEW RELEASE	6-03-03	KMG
	A	REVISED PER DCN# 0896	8/26/03	A.S.
	B	REVISED PER DCN# 0913	11/26/03	A.S.
	C	REVISED PER DCN# 0923	2/3/04	M.N.



CUSTOMER USE DRAWING

HIROSE ELECTRIC (U.S.A), INC SIMI VALLEY, CALIFORNIA 93065 PART NUMBER DF13-TB2630HC/US-DS		CL NUMBER 5920-8502-5	
UNLESS OTHERWISE SPECIFIED DIMENSION TOLERANCES ARE: .X = ±0.1 .XX = ±0.05 .XXX = ±0.03 ANGLE = ±1°		APPROVALS Date: Luis Lostaunau 05/05/03 Date: Alla Stchur 05/20/03 Date: Mac Nagashima 05/30/03 Date: Kris McGuire 06/03/03	
FROM NO. 0AG18 THIRD ANGLE PROJECTION 		SIZE XXXXXXXX USED ON APPLICATION	
REV. C DWG NUMBER DF13-TB2630HC/US-DS		SHEET 1 OF 2	

IT IS PROPRIETARY TO HIROSE ELECTRIC CO. LTD. RIGHTS THEREIN ARE RESERVED. DUPLICATION, OR REPRODUCTION, FOR ANY PURPOSE WITHOUT THE WRITTEN PERMISSION OF HIROSE ELECTRIC CO. (USA), INC.

THE SET ASSEMBLIES TO BE PACKAGED INTO ZIP-LOCK PLASTIC BAG.
 THE SET ASSEMBLIES AND TOOL KIT TO BE PACKAGED IN CARDBOARD BOX.
 51mm (8" X 3" X 2").
 THE SET ASSEMBLIES ARE SOLD AS MATCHING ASSEMBLY ONLY; AND TO BE MARKED WITH THE SAME DATE CODE.
 THE SET ASSEMBLIES, AND CONTACT GAP INSPECTION GAGES TO BE PACKAGED IN THE ZIP-LOCK PLASTIC BAG, AS SHOWN IN FIG 1.
 THE SET ASSEMBLIES TO BE PACKAGED INTO ZIP-LOCK PLASTIC BAG.
 THE SET ASSEMBLIES AND TOOL KIT TO BE PACKAGED IN CARDBOARD BOX.
 51mm (8" X 3" X 2").
 THE SET ASSEMBLIES ARE SOLD AS MATCHING ASSEMBLY ONLY; AND TO BE MARKED WITH THE SAME DATE CODE.
 THE SET ASSEMBLIES, AND CONTACT GAP INSPECTION GAGES TO BE PACKAGED IN THE ZIP-LOCK PLASTIC BAG, AS SHOWN IN FIG 1.
 THE SET ASSEMBLIES TO BE PACKAGED INTO ZIP-LOCK PLASTIC BAG.
 THE SET ASSEMBLIES AND TOOL KIT TO BE PACKAGED IN CARDBOARD BOX.
 51mm (8" X 3" X 2").
 THE SET ASSEMBLIES ARE SOLD AS MATCHING ASSEMBLY ONLY; AND TO BE MARKED WITH THE SAME DATE CODE.
 THE SET ASSEMBLIES, AND CONTACT GAP INSPECTION GAGES TO BE PACKAGED IN THE ZIP-LOCK PLASTIC BAG, AS SHOWN IN FIG 1.



DWG NO. DF13-TB2630HC/US-DS SHT. 2 REV. C

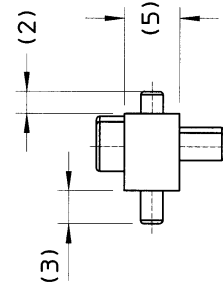
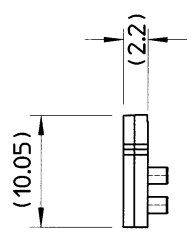
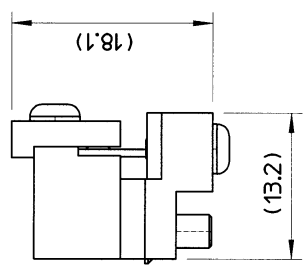
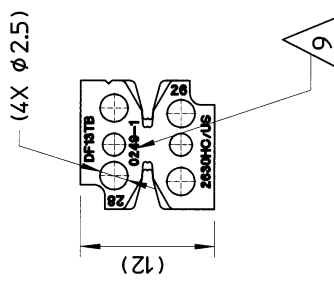
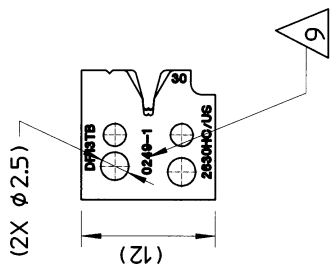
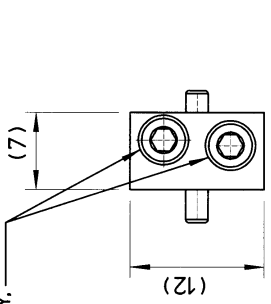
REVISIONS				
ZONE	REV.	DESCRIPTION	DATE	APPROVED
	A	REVISED PER DCGN# 0896		
	B	REVISED PER DCGN# 0913	11/26/03	A.S.
	C	REVISED PER DCGN# 0923	3/2/04	H.N.

IS PROPRIETARY TO RIGHTS THEREIN ARE RED, DUPLICATED, OR FOR PURPOSE WITHOUT C (USA), INC.

M2.5 SOCKET HEAD CAP SCREW, 10 mm LONG SHOWN FOR REFERENCE ONLY, NOT INSTALLED

M3 FLAT HEAD PHILLIPS MACHINE SCREW, 6 mm LONG, SHOWN FOR REFERENCE ONLY, NOT INSTALLED

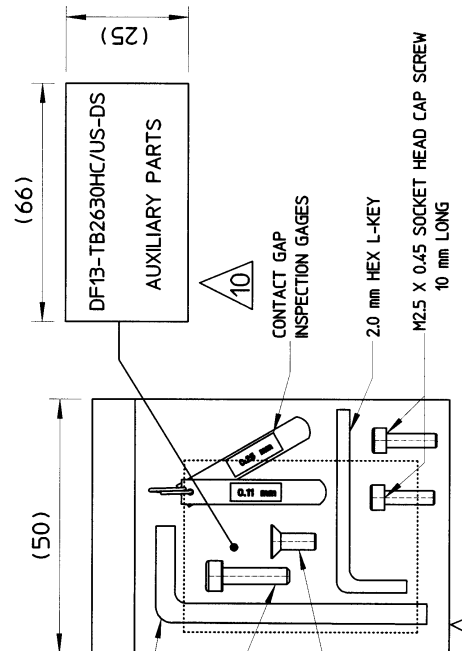
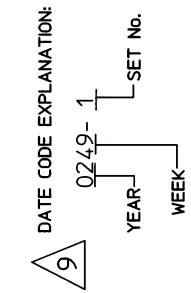
mm LONG.



CONTACT FEEDER ASSY

CRIMPER ASSY

PUNCH STOPPER ASSY



CUSTOMER USE DRAWING

0AG18 FROM ISO THIRD ANGLE PROJECTION		UNLESS OTHERWISE SPECIFIED DIMENSION TOLERANCES ARE: X = ±0.1 .XX = ±0.05 .XXX = ±0.03 ANGLE = ±1°	
PROJECT NO.	DATE	APPROVALS	CL NUMBER
XXXXXXXX	05/05/03	Luis Losbaum	5920-8502-5
PROJECT NAME	DATE	APPROVALS	CL NUMBER
XXXXXXXX	05/05/03	Luis Losbaum	5920-8502-5
INSPECTION	DATE	APPROVALS	CL NUMBER
XXXXXXXX	05/05/03	Luis Losbaum	5920-8502-5
TEST DATE	DATE	APPROVALS	CL NUMBER
XXXXXXXX	05/05/03	Luis Losbaum	5920-8502-5
APPLICATION	DATE	APPROVALS	CL NUMBER
XXXXXXXX	05/05/03	Luis Losbaum	5920-8502-5
SIZE	DWG NUMBER	REV.	REV.
B	DF13-TB2630HC/US-DS	C	C
SCALE	N/A	SHEET	2 OF 2

HRS
 HIROSE ELECTRIC (U.S.A), INC
 SIMI VALLEY, CALIFORNIA 93065

PART NUMBER
DF13-TB2630HC/US-DS

FIG.1