

Excellent Integrated System Limited

Stocking Distributor

Click to view price, real time Inventory, Delivery & Lifecycle Information:

[STMicroelectronics](#)
[MC33174DT](#)

For any questions, you can email us directly:

sales@integrated-circuit.com



MC33174 - MC35174

LOW POWER QUAD BIPOLAR OPERATIONAL AMPLIFIERS

- GOOD CONSUMPTION/SPEED RATIO :
ONLY 200µA FOR 2.1MHz, 2Vµs
- SINGLE (OR DUAL) SUPPLY OPERATION
FROM +4V TO +44V (±2V TO ±22V)
- WIDE INPUT COMMON MODE MODE
VOLTAGE RANGE INCLUDING V_{CC}^-
- LOW LEVEL OUTPUT VOLTAGE CLOSE TO
 V_{CC}^- : 100mV TYPICAL
- PIN TO PIN COMPATIBLE WITH
STANDARD QUAD OP-AMPS

DESCRIPTION

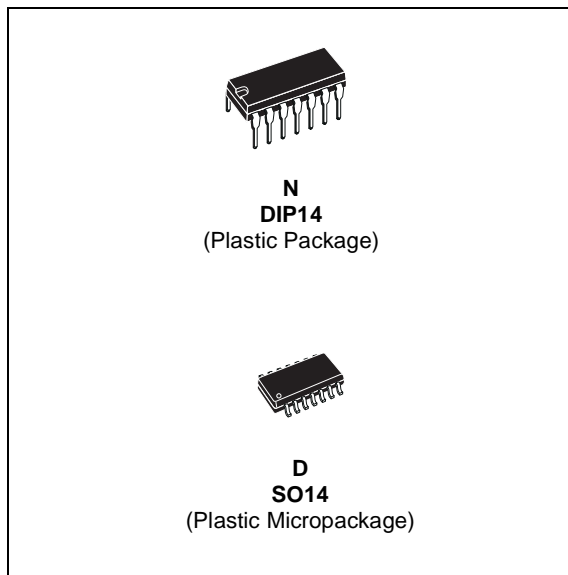
The MC3x174 series are quad bipolar operational amplifier offering both low consumption (200µA) and good speed (2.1MHz, 2V/µs).

Moreover the Input Common Mode Range extends down to the lower supply rail, allowing single supply operation from +4V to +44V.

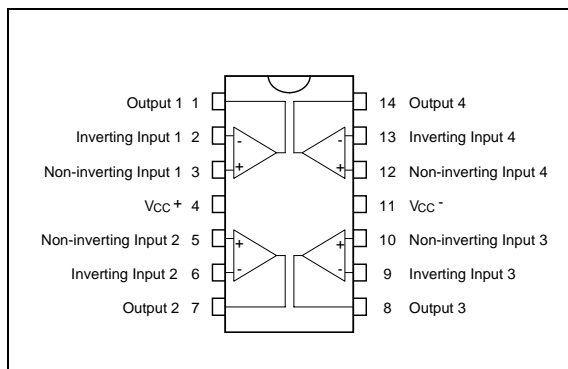
ORDER CODE

Part Number	Temperature Range	Package	
		N	D
MC33174	-40°C, +105°C	•	•
MC35174	-55°C, +125°C	•	•
Example : MC33174N			

N = Dual in Line Package (DIP)
D = Small Outline Package (SO) - also available in Tape & Reel (DT)

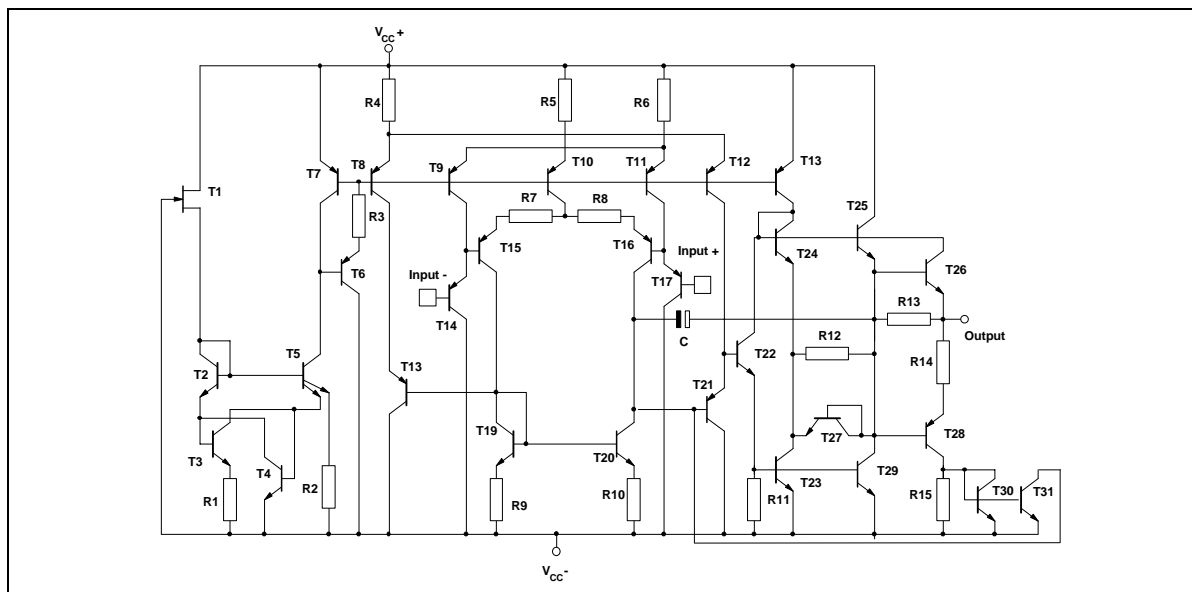


PIN CONNECTIONS (top view)



MC33174-MC35174

SCHEMATIC DIAGRAM (for 1/4 MC33174)



MAXIMUM RATINGS

Symbol	Parameter	Value	Unit	
V_{CC}	Supply Voltage	± 22	V	
V_{id}	Differential Input Voltage	see note ¹⁾	V	
V_i	Input Voltage	see note 1	V	
	Output Short Circuit Duration	Indefinite	s	
T_{oper}	Operating Free-Air Temperature range	MC33174 MC35174	-40 to 105 -55 to 125	°C
T_j	Junction Temperature	150	°C	
T_{stg}	Storage Temperature	-65 to 150	°C	

1. Either or both input voltages must not exceed the magnitude of V_{CC} .

OPERATING CONDITIONS

Symbol	Parameter	Value	Unit
V_{CC}	Supply Voltage	± 2 to ± 22	V

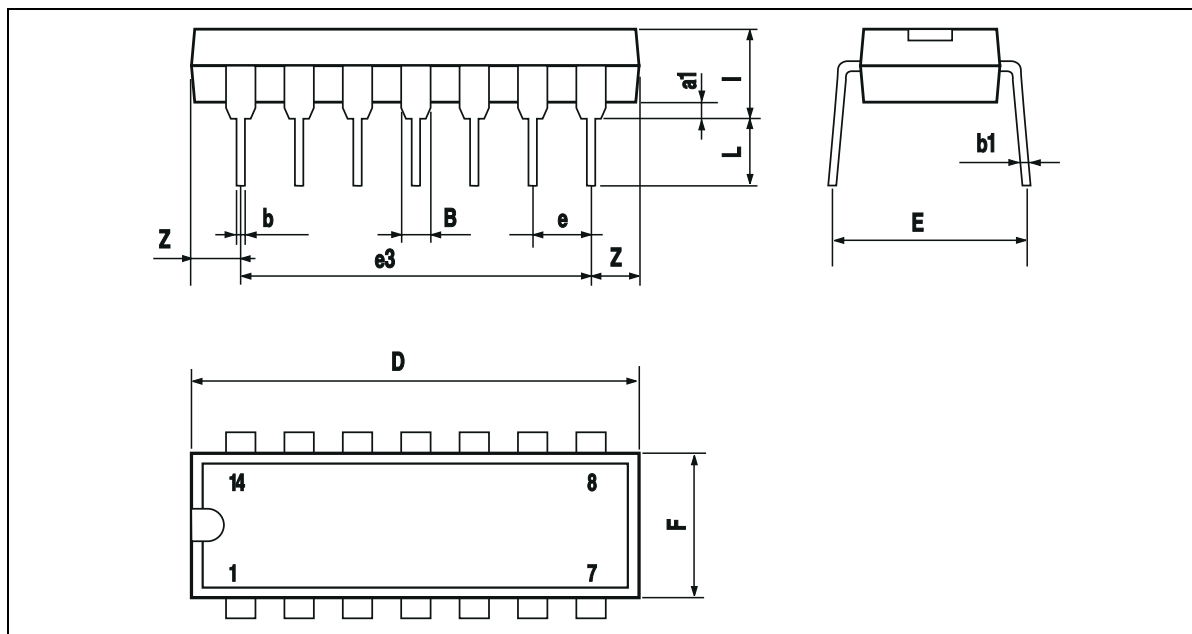
MC33174-MC35174
ELECTRICAL CHARACTERISTICS
 $V_{CC}^+ = +15V$, $V_{CC}^- = -15V$, R_L connected to Ground, $T_{amb} = 25^\circ C$ (unless otherwise specified)

Symbol	Parameter	Min.	Typ.	Max.	Unit
V_{io}	Input Offset Voltage $V_{CC}^+ = +15V$, $V_{CC}^- = -15V$, $V_{ic} = 0V$ $V_{CC}^+ = 5V$, $V_{CC}^- = 0V$, $V_{ic} = 0V$, $V_o = 1.4V$ $V_{CC}^+ = +15V$, $V_{CC}^- = -15V$, $V_{ic} = 0V$, $T_{min.} \leq T_{amb} \leq T_{max.}$		1 1	4.5 5 6.5	mV
DV_{io}	Input Offset Voltage Drift		10		$\mu V/^\circ C$
I_{io}	Input Offset Current ($V_{ic} = 0V$) $T_{min.} \leq T_{amb} \leq T_{max.}$		5	20 40	nA
I_{ib}	Input Bias Current ($V_{ic} = 0V$) $T_{min.} \leq T_{amb} \leq T_{max.}$		20	100 200	nA
A_{vd}	Large Signal Voltage Gain ($R_L = 10k\Omega$, $V_o = \pm 10V$) $T_{min.} \leq T_{amb} \leq T_{max.}$	50 25	100		V/mV
V_{OH}	High Level Output Voltage $V_{CC}^+ = 5V$, $V_{CC}^- = 0V$, $R_L = 10k\Omega$ $V_{CC}^+ = +15V$, $V_{CC}^- = -15V$, $R_L = 10k\Omega$ $V_{CC}^+ = +15V$, $V_{CC}^- = -15V$, $R_L = 10k\Omega$, $T_{min.} \leq T_{amb} \leq T_{max.}$	3.5 13.6 13.3	4.2 14.2		V
V_{OL}	Low Level Output Voltage $V_{CC}^+ = 5V$, $V_{CC}^- = 0V$, $R_L = 10k\Omega$ $V_{CC}^+ = +15V$, $V_{CC}^- = -15V$, $R_L = 10k\Omega$ $V_{CC}^+ = +15V$, $V_{CC}^- = -15V$, $R_L = 10k\Omega$, $T_{min.} \leq T_{amb} \leq T_{max.}$		0.1 -14	0.15 -13.6 -13.3	V
I_{sc}	Output Short Circuit Current ($V_{id} = \pm 1V$, $V_o = 0V$) Source Sink	3 15	6 27		mA
V_{icm}	Input Common Mode Voltage Range $T_{min.} \leq T_{amb} \leq T_{max.}$	V_{CC}^- to $(V_{CC}^+ - 1.8)$ V_{CC}^- to $(V_{CC}^+ - 2.2)$			V
CMR	Common-mode Rejection Ratio ($V_{ic} = V_{icm min.}$)	80	100		dB
SVR	Supply Voltage Rejection Ratio ($V_{CC} = \pm 5$ to $\pm 15V$)	80	100		dB
I_{CC}	Supply Current $V_{CC}^+ = 5V$, $V_{CC}^- = 0V$, no load $V_{CC}^+ = +15V$, $V_{CC}^- = -15V$, no load $V_{CC}^+ = +15V$, $V_{CC}^- = -15V$, no load, $T_{min.} \leq T_{amb} \leq T_{max.}$		200 220	250 250 300	μA
SR	Slew Rate ($V_i = \pm 10V$, $R_L = 10k\Omega$, $C_L = 100pF$)	1.6	2		V/ μs
GBP	Gain Bandwidth Product $R_L = 10k\Omega$, $C_L = 100pF$, $f = 100kHz$	1.4	2.1		MHz
ϕ_m	Phase Margin ($R_L = 10k\Omega$, $C_L = 100pF$)		45		Degrees
e_n	Equivalent Input Noise Voltage ($f = 1kHz$)		29		$\frac{nV}{\sqrt{Hz}}$
THD	Total Harmonic Distortion		0.05		%
V_{O1}/V_{O2}	Channel Separation		120		dB

MC33174-MC35174

PACKAGE MECHANICAL DATA

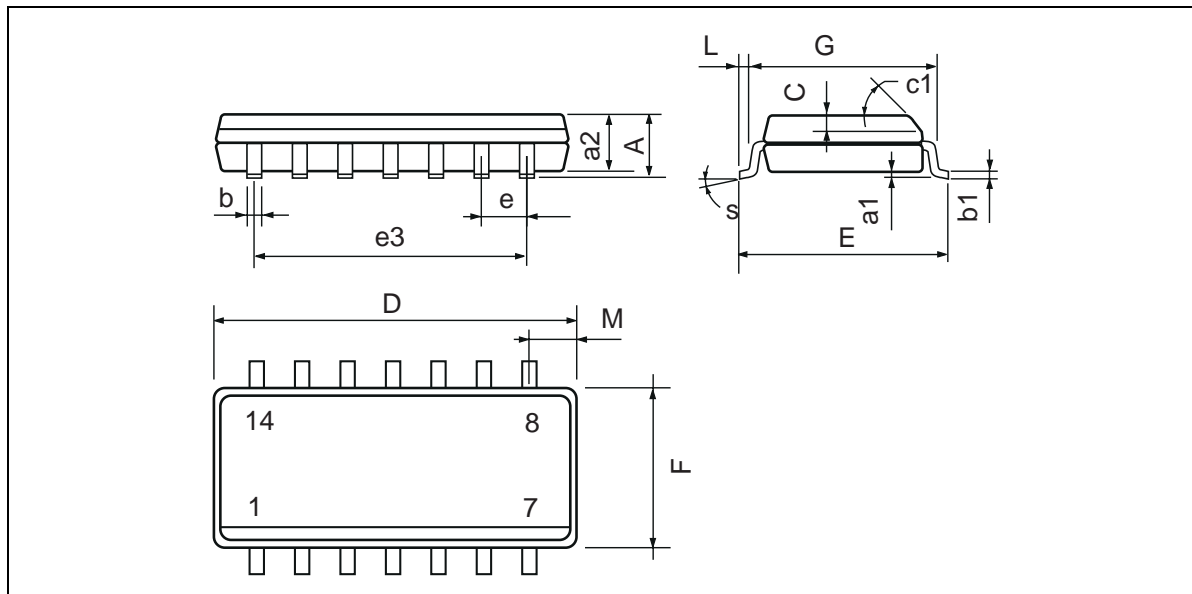
14 PINS - PLASTIC DIP



Dimensions	Millimeters			Inches		
	Min.	Typ.	Max.	Min.	Typ.	Max.
a1	0.51			0.020		
B	1.39		1.65	0.055		0.065
b		0.5			0.020	
b1		0.25			0.010	
D			20			0.787
E		8.5			0.335	
e		2.54			0.100	
e3		15.24			0.600	
F			7.1			0.280
i			5.1			0.201
L		3.3			0.130	
Z	1.27		2.54	0.050		0.100

MC33174-MC35174

PACKAGE MECHANICAL DATA
 14 PINS - PLASTIC MICROPACKAGE (SO)



Dimensions	Millimeters			Inches		
	Min.	Typ.	Max.	Min.	Typ.	Max.
A			1.75			0.069
a1	0.1		0.2	0.004		0.008
a2			1.6			0.063
b	0.35		0.46	0.014		0.018
b1	0.19		0.25	0.007		0.010
C		0.5			0.020	
c1	45° (typ.)					
D (1)	8.55		8.75	0.336		0.344
E	5.8		6.2	0.228		0.244
e		1.27			0.050	
e3		7.62			0.300	
F (1)	3.8		4.0	0.150		0.157
G	4.6		5.3	0.181		0.208
L	0.5		1.27	0.020		0.050
M			0.68			0.027
S	8° (max.)					

Note : (1) D and F do not include mold flash or protrusions - Mold flash or protrusions shall not exceed 0.15mm (.066 inc) ONLY FOR DATA BOOK.

Information furnished is believed to be accurate and reliable. However, STMicroelectronics assumes no responsibility for the consequences of use of such information nor for any infringement of patents or other rights of third parties which may result from its use. No license is granted by implication or otherwise under any patent or patent rights of STMicroelectronics. Specifications mentioned in this publication are subject to change without notice. This publication supersedes and replaces all information previously supplied. STMicroelectronics products are not authorized for use as critical components in life support devices or systems without express written approval of STMicroelectronics.

© The ST logo is a registered trademark of STMicroelectronics

© 2002 STMicroelectronics - Printed in Italy - All Rights Reserved
 STMicroelectronics GROUP OF COMPANIES

Australia - Brazil - Canada - China - Finland - France - Germany - Hong Kong - India - Israel - Italy - Japan - Malaysia
 Malta - Morocco - Singapore - Spain - Sweden - Switzerland - United Kingdom - United States

© <http://www.st.com>

