

Excellent Integrated System Limited

Stocking Distributor

Click to view price, real time Inventory, Delivery & Lifecycle Information:

[STMicroelectronics](#)
[SMBYW02-200](#)

For any questions, you can email us directly:

sales@integrated-circuit.com



SMBYW02-200

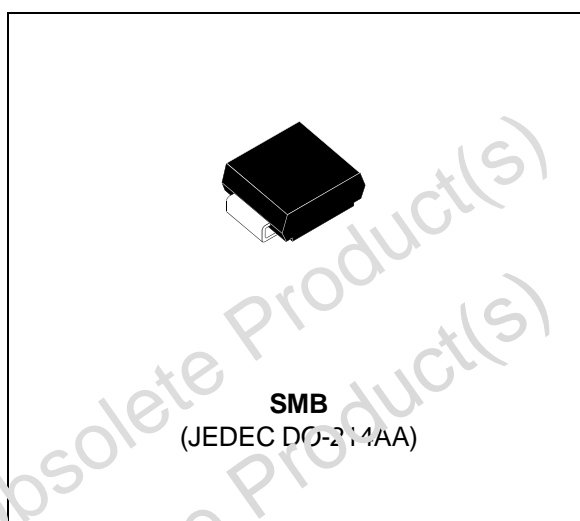
HIGH EFFICIENCY FAST RECOVERY RECTIFIER DIODES

MAIN PRODUCT CHARACTERISTICS

$I_{F(AV)}$	2 A
V_{RRM}	200 V
$V_F(max)$	0.85 V
$T_j(max)$	150 °C

FEATURES AND BENEFITS

- SUITED FOR SMPS
- VERY LOW CONDUCTION LOSSES
- NEGLIGIBLE SWITCHING LOSSES
- HIGH SURGE CURRENT CAPABILITY
- LOW FORWARD AND REVERSE RECOVERY TIMES



DESCRIPTION

Single chip rectifier suited for Switch Mode Power Supplies and high frequency DC to DC converters. Packaged in SMB, this surface mount device is intended for use in low voltage, high frequency inverters, free wheeling and polarity protection applications.

ABSOLUTE RATINGS (limiting values)

Symbol	Parameter	Value	Unit
V_{RRM}	Repetitive peak reverse voltage	200	V
$I_{F(RMS)}$	RMS forward current	10	A
$I_{F(AV)}$	Average forward current	2	A
I_{FSM}	Non repetitive surge peak forward current	$T_I=100^{\circ}C$ $\delta = 0.5$ $t_p=10ms$ sinusoidal	A
Tstg	Storage temperature range	- 65 to + 150	°C
T_j	Maximum operating junction temperature	150	°C

SMBYW02-200
THERMAL RESISTANCE

Symbol	Parameter	Value	Unit
Rth (j-l)	Junction to leads	25	°C/W

STATIC ELECTRICAL CHARACTERISTICS

Symbol	Parameters	Test Conditions		Min.	Typ.	Max.	Unit
V _F *	Reverse Leakage Current	T _j = 25°C	I _F = 6 A			1.25	V
		T _j = 100°C	I _F = 2 A		0.8	0.85	
I _R **	Forward Voltage Drop	T _j = 25°C	V _R = V _{RRM}			10	μA
		T _j = 100°C			0.1	0.3	mA

Pulse test : * tp = 380 μs, δ < 2 %

** tp = 5 ms, δ < 2 %

To evaluate the conduction losses use the following equation

$$P = 0.7 \times I_{F(AV)} + 0.075 \times I_{F(RMS)}^2$$

RECOVERY CHARACTERISTICS

Symbol	Test Conditions		Min.	Typ.	Max.	Unit
t _{rr}	T _j = 25°C	I _F = 1A dI _F /dt = -50A/μs V _R = 30V		26	35	ns
t _{fr}	T _j = 25°C	I _F = 2A dI _F /dt = -50A/μs V _{FR} = 1.1 x V _F max		30		ns
V _{FP}	T _j = 25°C	I _F = 2A dI _F /dt = -50A/μs		5		V

SMBYW02-200

Fig. 1: Low frequency power losses versus average current.

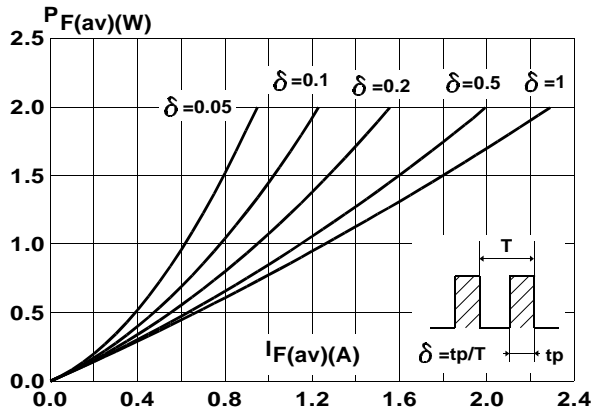


Fig. 2: Peak current versus form factor.

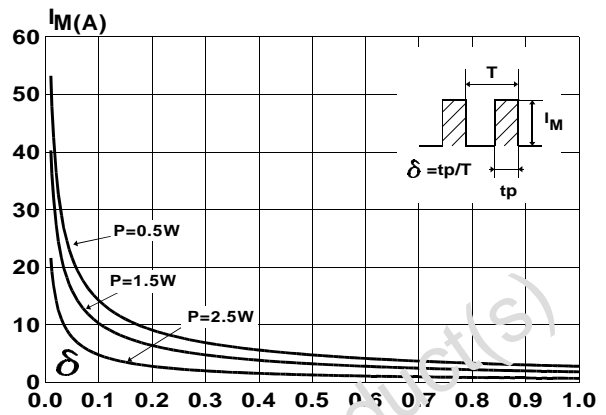


Fig. 3: Non repetitive surge peak forward current versus overload duration.

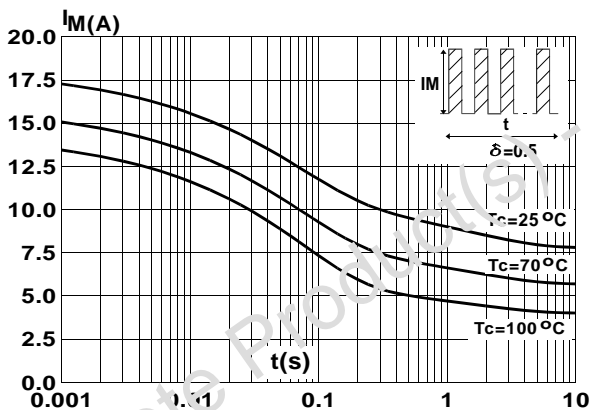


Fig. 4: Relative variation of thermal impedance junction to lead versus pulse duration.

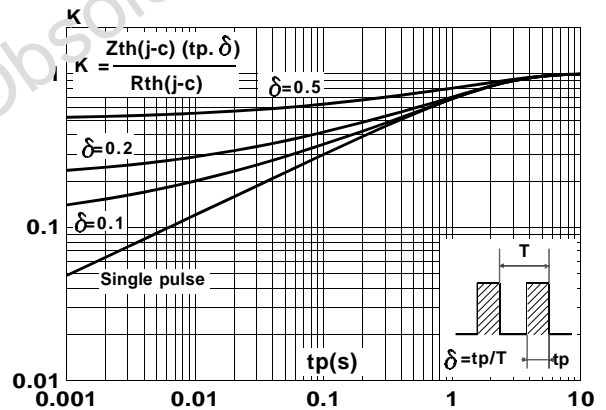


Fig. 5: Voltage drop versus forward current maximum values.

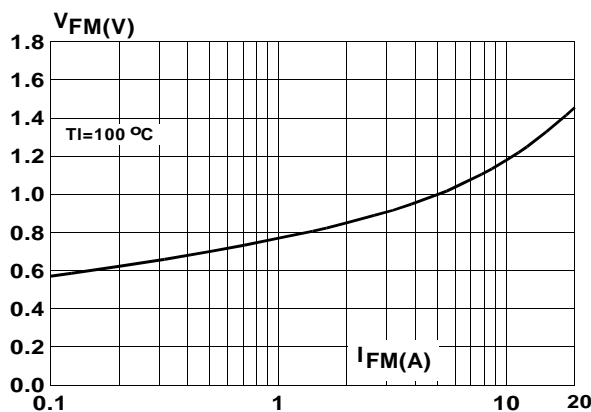
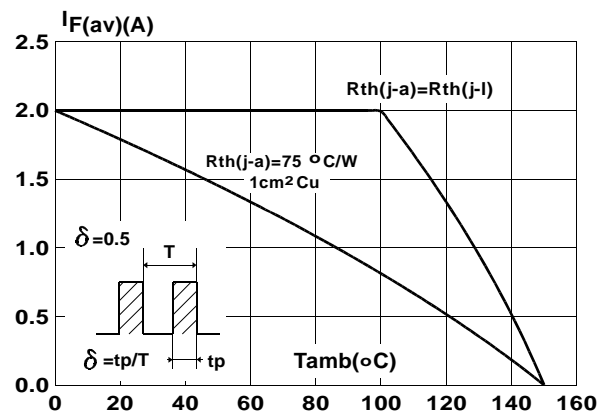


Fig. 6: Average current versus ambient temperature (delta=0.5).



SMBYW02-200

Fig. 7: Capacitance versus reverse voltage applied.

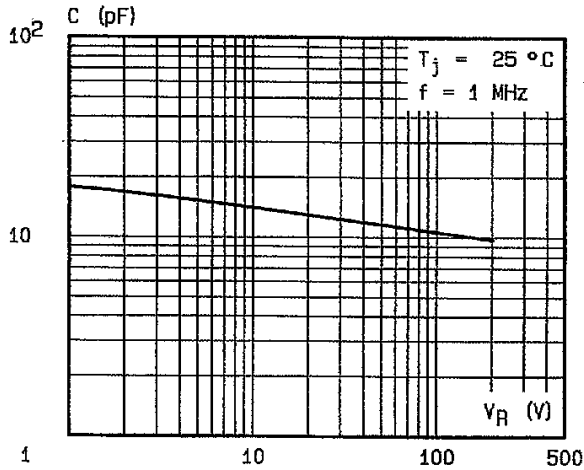


Fig. 9: Peak reverse current versus di_F/dt .

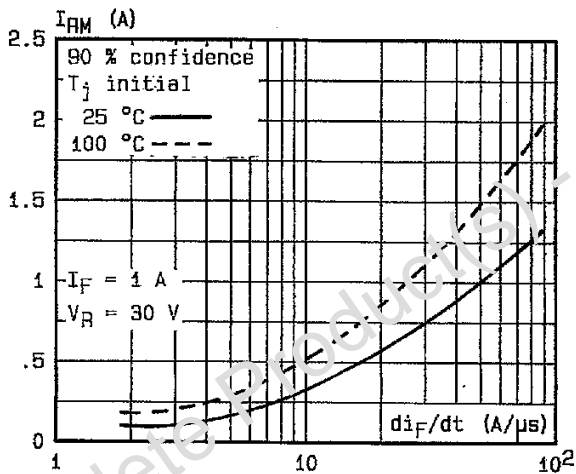


Fig. 11: Thermal resistance junction to ambient versus copper surface under each lead.

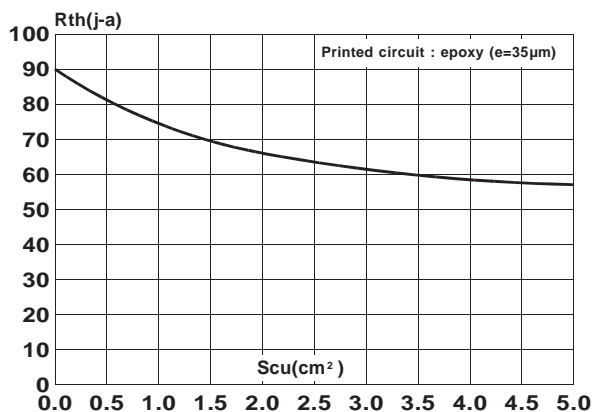


Fig. 8: Recovery time versus di_F/dt .

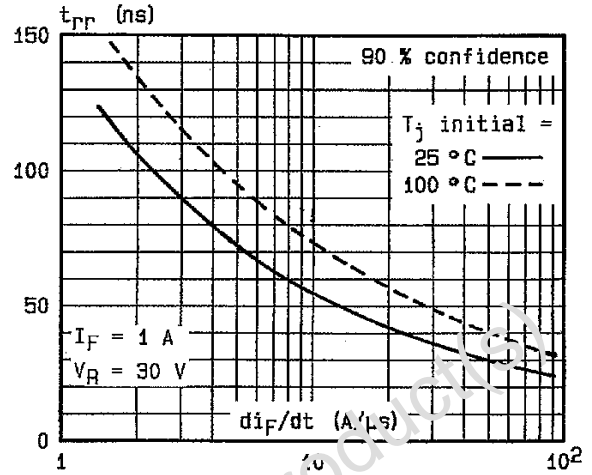
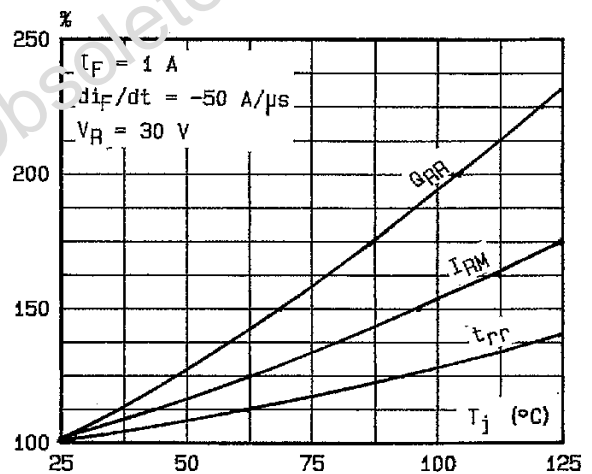
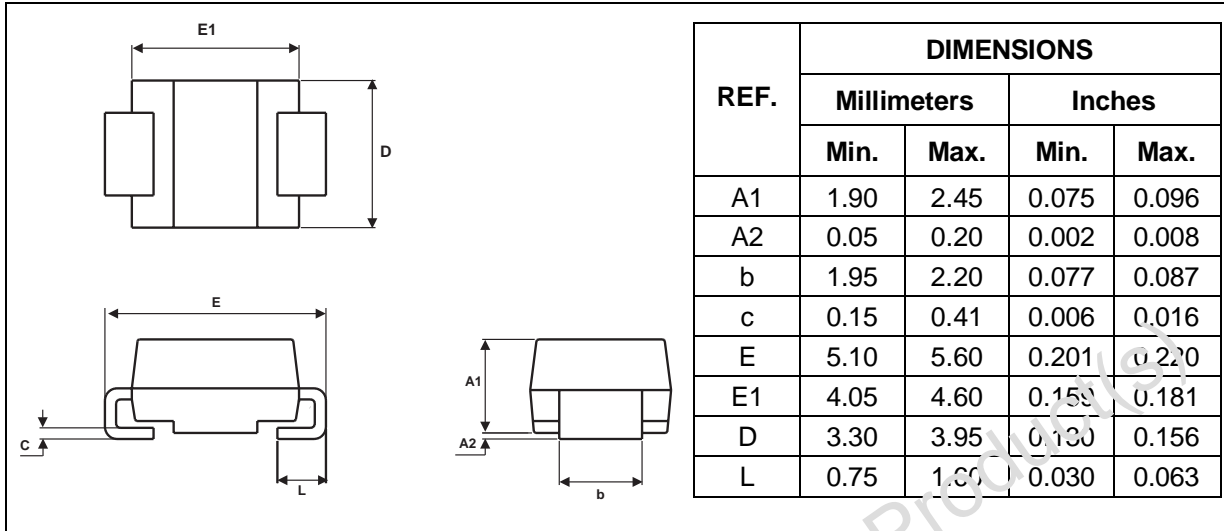


Fig. 10: Dynamic parameters versus junction temperature.

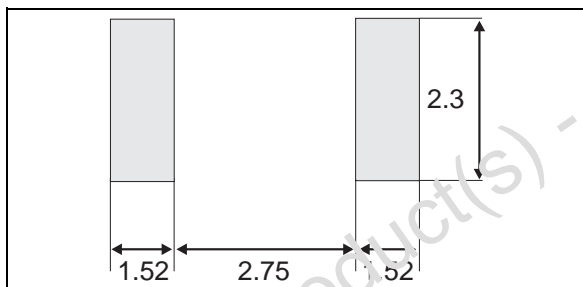


SMBYW02-200

PACKAGE MECHANICAL DATA
SMB



FOOTPRINT DIMENSIONS (in millimeters)
SMB



Ordering type	Marking	Package	Weight	Base qty	Delivery mode
SMBYW02-200	A20	SMB	0.11g	2500	Tape & reel

- Band indicates cathode
- Epoxy meets UL94,V0

Information furnished is believed to be accurate and reliable. However, STMicroelectronics assumes no responsibility for the consequences of use of such information nor for any infringement of patents or other rights of third parties which may result from its use. No license is granted by implication or otherwise under any patent or patent rights of STMicroelectronics. Specifications mentioned in this publication are subject to change without notice. This publication supersedes and replaces all information previously supplied. STMicroelectronics products are not authorized for use as critical components in life support devices or systems without express written approval of STMicroelectronics.

The ST logo is a registered trademark of STMicroelectronics

© 1999 STMicroelectronics - Printed in Italy - All rights reserved.

STMicroelectronics GROUP OF COMPANIES

Australia - Brazil - China - Finland - France - Germany - Hong Kong - India - Italy - Japan - Malaysia
 Malta - Morocco - Singapore - Spain - Sweden - Switzerland - United Kingdom - U.S.A.

<http://www.st.com>