

Excellent Integrated System Limited

Stocking Distributor

Click to view price, real time Inventory, Delivery & Lifecycle Information:

[Bel Fuse Inc.](#)
[QLS12ZG-NT](#)

For any questions, you can email us directly:
sales@integrated-circuit.com

QLS15 DC-DC Series Data Sheet
12A, 15A Quarter-Brick



Applications

- Distributed power architectures
- Telecommunications equipment
- LAN/WAN
- Data processing


Features

- RoHS lead solder exemption compliant
- Cost-effective single board design
- Low profile – 0.390" (9.9 mm)
- Input/output isolation: 1500 VDC, Basic insulation
- High efficiency (89%, 5 Vout)
- Output back-drive protection
- Start-up into high capacitive load
- Low conducted and radiated EMI
- Output overcurrent protection
- Output overvoltage protection
- Overtemperature protection
- Remote sense
- Set point accuracy ±1%
- Remote on/off (primary referenced), positive or negative logic
- Output voltage trim adjust ±10 %
- UL 1950 Recognition, CSA 22.2 No. 950-95 certification, TUV IEC950

Description

The QLS15 is a series of highly efficient, cost-effective, low-profile, single-output dc-dc converters in an industry-standard, quarter-brick footprint. The QLS15 Series provides onboard conversion of standard telecom and datacom input voltages into isolated low voltage outputs in a through-hole mounting package. Patent pending technology, combined with state-of-the-art packaging techniques, allow the QLS15 Series to deliver full-rated output, without the need for a heat sink at 70°C and 200 LFM airflow.

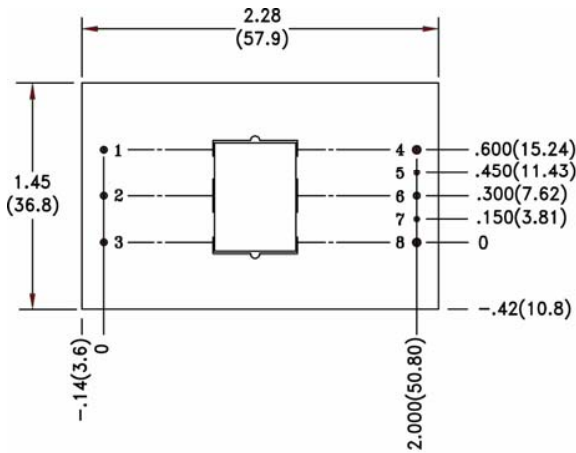
Model Selection				
Model	Input Voltage VDC	Output Voltage VDC	Output current, I_{rated} ADC	Efficiency I_{rated} %
QLS12ZG	36-75	5.0	12	89
QLS15ZE	36-75	3.3	15	87
QLS15ZD	36-75	2.5	15	85
QLS15ZB	36-75	1.8	15	84

 Model numbers highlighted in yellow or shaded are not recommended for new designs.

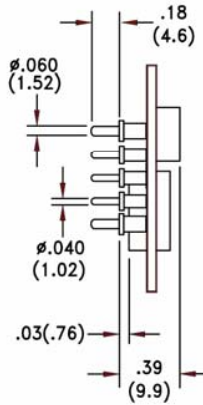
QLS15 DC-DC Series Data Sheet
12A, 15A Quarter-Brick



Physical Information (Through-Hole)



PIN VIEW



SIDE VIEW

PIN	FUNCTION
1	-Vin
2	On/Off
3	+Vin
4	-Vout
5	-Sense
6	Trim
7	+Sense
8	+Vout

PIN DIA. TOLERANCES: $\pm 0.002(0.05)$

Ordering Information:

Part Number Suffixes	
No Suffix	Positive Enable Logic
NT	Negative Logic, Lucent Trim Compatible
7	0.145" Pin Length
8	0.110" Pin Length

Example: QLS15ZE-8 indicates a 3.3V output model with Positive On/Off logic and a 0.111" length pin.

Notes:

1. Consult factory for the complete list of available options.

NUCLEAR AND MEDICAL APPLICATIONS - Power-One products are not designed, intended for use in, or authorized for use as critical components in life support systems, equipment used in hazardous environments, or nuclear control systems without the express written consent of the respective divisional president of Power-One, Inc.

TECHNICAL REVISIONS - The appearance of products, including safety agency certifications pictured on labels, may change depending on the date manufactured. Specifications are subject to change without notice.