



Distributor of NorComp : Excellent Integrated System Limited

Datasheet of 191-009-122-001 - D-Sub Connector Plug, Male Pins 9 Position Through Hole Press-Fit

Contact us: sales@integrated-circuit.com Website: www.integrated-circuit.com

Excellent Integrated System Limited

Stocking Distributor

Click to view price, real time Inventory, Delivery & Lifecycle Information:

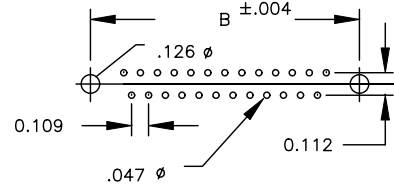
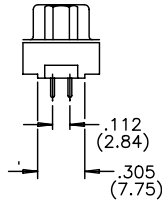
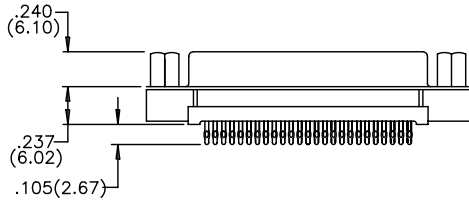
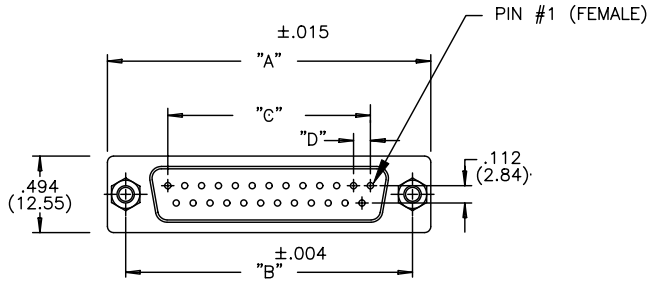
[NorComp](#)

[191-009-122-001](#)

For any questions, you can email us directly:

sales@integrated-circuit.com

DESCRIPTION: VERTICAL MOUNT FEMALE LOW PROFILE/PLASTIC BACK PRESS FIT



(9, 15, 25, 37 POSITIONS)

- 191-025-223-XXX
- SERIES _____
- NUMBER OF CONTACTS _____
- GENDER
 1 = MALE
 2 = FEMALE (NO GROUND INDENTS)
- TERMINATION
 2 - PRESS FIT
- SHELL
 2 = TIN SHELL
- HARDWARE OPTIONS:
 00 = .125 HOLE
 55 = 4-40 INSERT
 56 = 4-40 INSERT WITH BOARD LOCKS
 57 = 4-40 STANDOFF WITH BOARD LOCKS
 59 = 4-40 STANDOFF
- PLATING
 1 = GOLD FLASH
 2 = 30 MICRO-INCH GOLD

MATERIALS:

INSULATOR: THERMOPLASTIC POLYESTER, UL94V-0
 CHEMICAL RESISTANCE, COLOR BLACK

SHELL: STEEL, NICKEL OR TIN PLATED

CONTACT: MALE=BRASS; FEMALE=PHOSPHOR BRONZE
 GOLD FLASH OR 30 MICRO-INCH IN MATING AREA
 TIN-LEAD PLATING ON TAIL ENDS

ELECTRICAL:

CURRENT RATING: 5 AMPERES

DIELECTRIC WITHSTANDING VOLTAGE: 1000VAC rms AT SEA LEVEL

INSULATION RESISTANCE: 5000 MEGOHMS MIN.

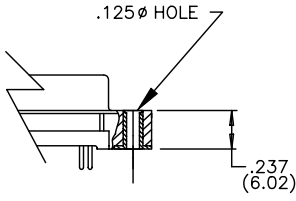
CONTACT RESISTANCE: 10 MILLIOHMS MAX.

WORKING TEMPERATURE: -55° TO +125° C

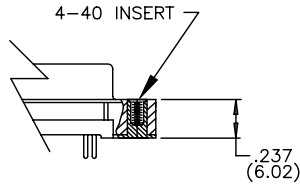
NUMBER OF CONTACTS	"A"	"B"	"C"	"D"
	Inch (mm)	Inch (mm)	Inch (mm)	Inch (mm)
9	1.214 (30.84)	.984 (24.99)	.432 (10.97)	.109 (2.76)
15	1.545 (39.24)	1.312 (33.32)	.756 (19.20)	.109 (2.76)
25	2.088 (53.04)	1.852 (47.04)	1.304 (33.12)	.109 (2.76)
37	2.730 (69.34)	2.500 (63.50)	1.956 (49.68)	.109 (2.76)

	THESE DRAWINGS AND SPECIFICATIONS ARE THE PROPERTY OF NorComp AND SHALL NOT BE REPRODUCED, COPIED OR USED AS THE BASIS FOR THE MANUFACTURE OF SALE OF APPARATUS WITHOUT WRITTEN PERMISSION.	DRAWN: PAM JENKINS	DATE: 8-22-01
		CHECKED:	DATE:
<h1>NorComp</h1>	SCALE:	SHEET 1 OF 1	REV 3
	DWG NO. 191-XXX-222-XXX		

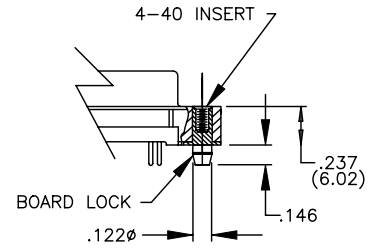
00 = .125 DIA. HOLE



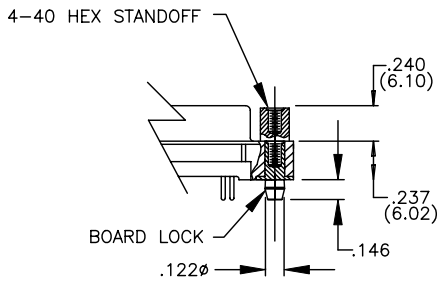
55 = 4-40 INSERT



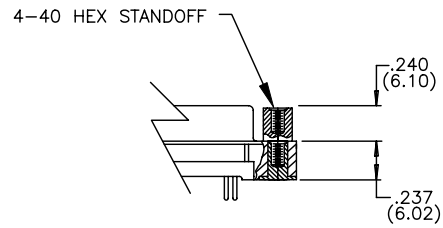
56 = 4-40 INSERT WITH BOARD LOCK



57 = 4-40 STANDOFF WITH BOARD LOCKS



59 = 4-40 STANDOFF



THESE DRAWINGS AND SPECIFICATIONS ARE THE PROPERTY OF NorComp AND SHALL NOT BE REPRODUCED, COPIED OR USED AS THE BASIS FOR THE MANUFACTURE OR SALE OF APPARATUS WITHOUT WRITTEN PERMISSION.

DRAWN:
PAM JENKINS

DATE:
1-18-03

CHECKED:

DATE:

NorComp

SCALE: SHEET 1 OF 1 REV 1

DWG NO. 191 SERIES HARDWARE OPTIONS