

## **Excellent Integrated System Limited**

Stocking Distributor

Click to view price, real time Inventory, Delivery & Lifecycle Information:

[Rohm Semiconductor](#)  
[SLA-360LT3F](#)

For any questions, you can email us directly:

[sales@integrated-circuit.com](mailto:sales@integrated-circuit.com)

## SLA-360 / SLA-370 Series

### LED lamps

# High bright circular LED lamps ( $\phi 3, \phi 3.1\text{mm}$ )

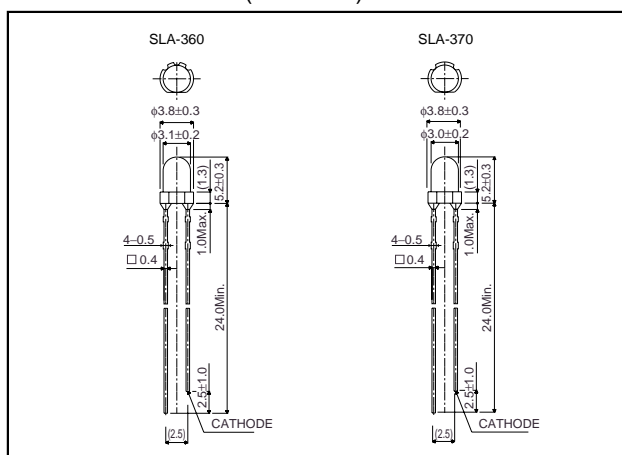
## SLA-360 / SLA-370 Series

The SLA-360 and SLA-370 series are high luminance LEDs which give you a choice of narrow to wide viewing angles. One red type and one green type are available in two packages for a total of four different types, and they are suitable for use in a wide variety of applications.

### ●Features

- 1) Very bright.
- 2) Ideal for outdoor and semi-outdoor applications.
- 3) High reliability.

### ●External dimensions (Units : mm)



### ●Selection guide

Lens	Emitting color	
	Single-hetero GaAlAs (red)	GaP (green)
Medium viewing type	SLA-370LT3F	SLA-370MT3F
Wide viewing type	SLA-360LT3F	SLA-360MT3F

### ●Absolute maximum ratings (Ta = 25°C)

Parameter	Symbol	Red	Green	Unit
		SLA-360LT3F SLA-370LT3F	SLA-360MT3F SLA-370MT3F	
Power dissipation	P <sub>D</sub>	100	75	mW
Forward current	I <sub>F</sub>	50	25	mA
Peak forward current	I <sub>FP</sub>	75	60	mA
Reverse voltage	V <sub>R</sub>	4	4	V
Operating temperature	T <sub>opr</sub>	-25~+85		°C
Storage temperature	T <sub>stg</sub>	-30~+100		°C
Soldering temperature	-	260°C 5 seconds maximum		-

## SLA-360 / SLA-370 Series

### LED lamps

#### ●Electrical and optical characteristics (Ta = 25°C)

Parameter	Symbol	Conditions	Red			Green			Unit
			Min.	Typ.	Max.	Min.	Typ.	Max.	
Forward voltage	V <sub>F</sub>	I <sub>F</sub> =20mA	-	1.75	2.5	-	2.2	3.0	V
Reverse current	I <sub>R</sub>	V <sub>R</sub> =4V	-	-	100	-	-	10	μA
Peak wavelength	λ <sub>P</sub>	I <sub>F</sub> =20mA	-	660	-	-	563	-	nm
Spectral line half width	Δλ	I <sub>F</sub> =20mA	-	25	-	-	40	-	nm
Viewing angle	SLA-360	2θ <sub>1/2</sub>	-	40	-	-	40	-	deg
	SLA-370			25			25		

#### ●Luminous intensity vs. wavelength

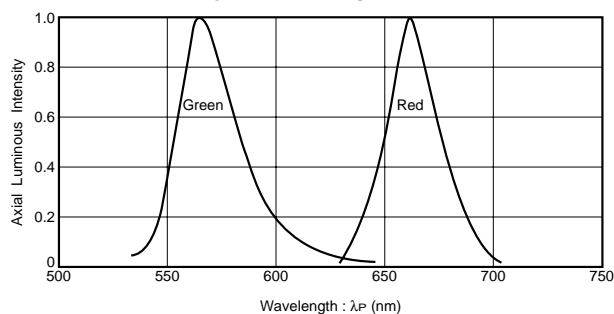


Fig.1

#### ●Luminous intensity

Color	λ <sub>P</sub>	Type	Min.	Typ.	Max.	Unit
Red	660	SLA-360LT3F	30	68	-	mcd
		SLA-370LT3F	42	100	-	
Green	563	SLA-360MT3F	42	100	-	
		SLA-370MT3F	42	100	-	

Note : 1. Measured at I<sub>F</sub>=20mA  
 2. The specification is subject to be without notice.  
 We would like you to refer to the latest specification in use.

#### ●Directional pattern

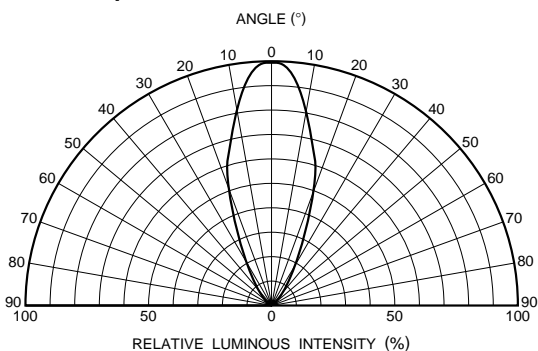


Fig.2 SLA-360 Directional pattern

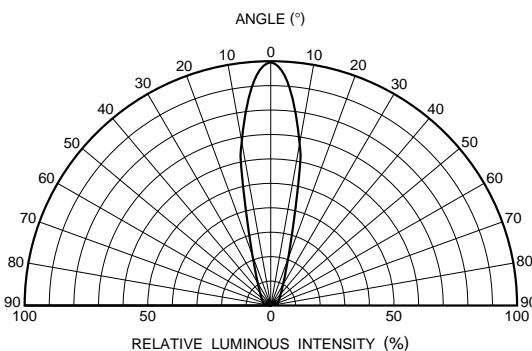


Fig.3 SLA-370 Directional pattern

**SLA-360 / SLA-370 Series**

**LED lamps**

**●Electrical characteristic curves 1 (red)**

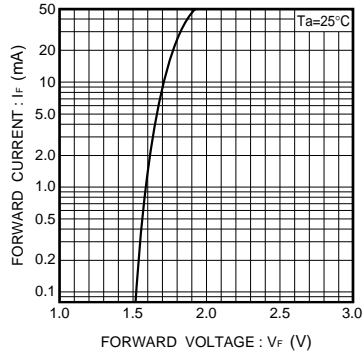


Fig.4 Forward current vs. forward voltage

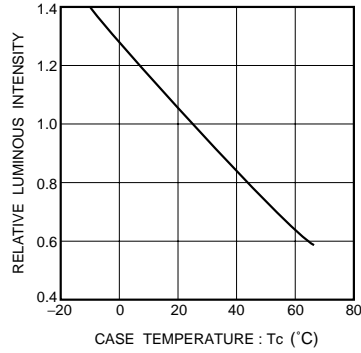


Fig.5 Luminous intensity vs. case temperature

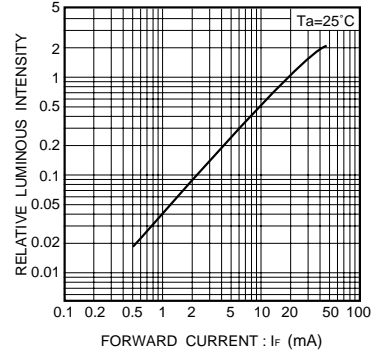


Fig.6 Luminous intensity vs. forward current

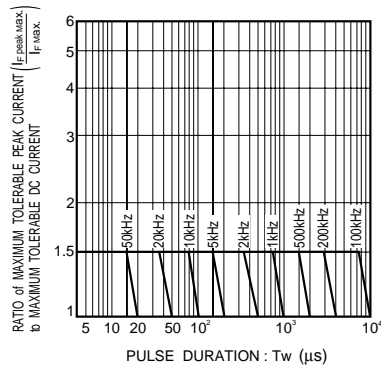


Fig.7 Maximum tolerable peak current vs. pulse duration

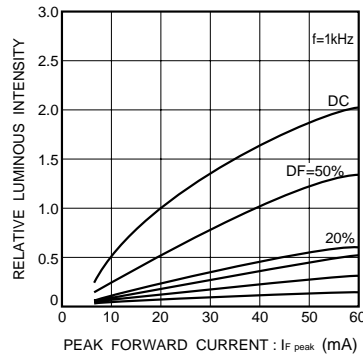


Fig.8 Luminous intensity vs. peak forward current

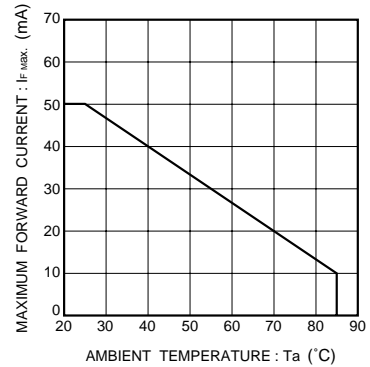


Fig.9 Maximum forward current vs. ambient temperature (Derating)

**●Electrical characteristic curves 2 (green)**

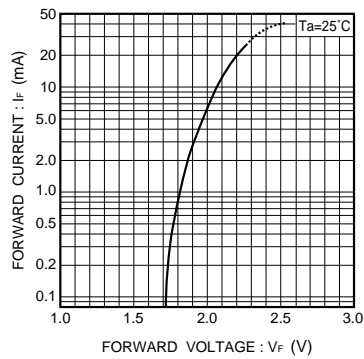


Fig.10 Forward current vs. forward voltage

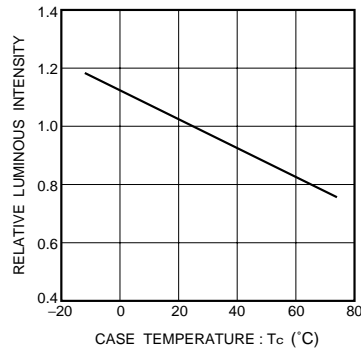


Fig.11 Luminous intensity vs. case temperature

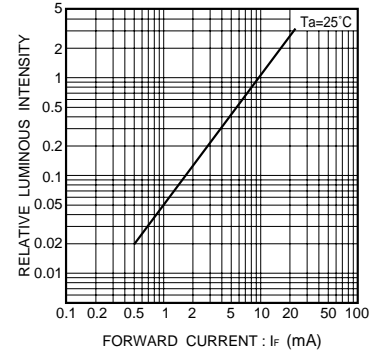


Fig.12 Luminous intensity vs. forward current

**SLA-360 / SLA-370 Series**

**LED lamps**

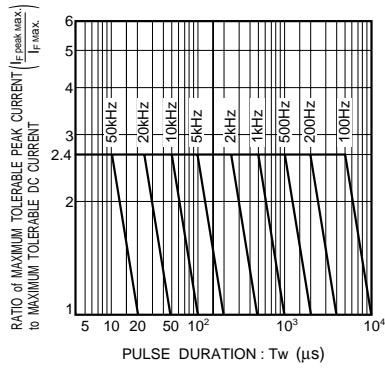


Fig.13 Maximum tolerable peak current vs. pulse duration

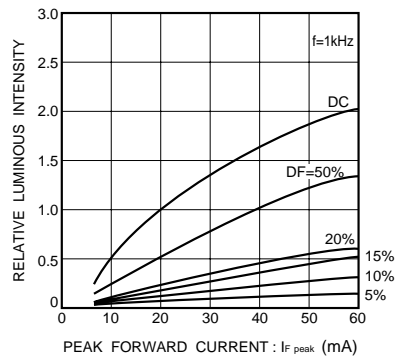


Fig.8 Luminous intensity vs. peak forward current

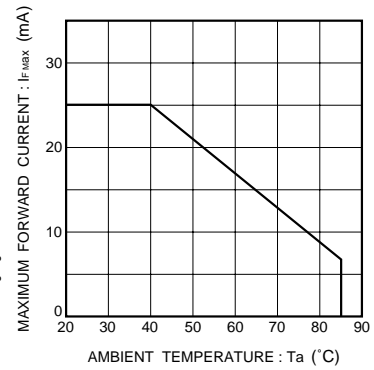


Fig.15 Maximum forward current vs. ambient temperature (Derating)