

Excellent Integrated System Limited

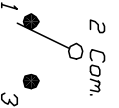
Stocking Distributor

Click to view price, real time Inventory, Delivery & Lifecycle Information:

[E-Switch](#)
[400AWMSP1R1BLKM6RE](#)

For any questions, you can email us directly:

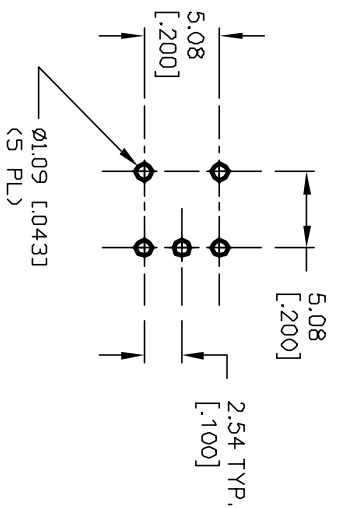
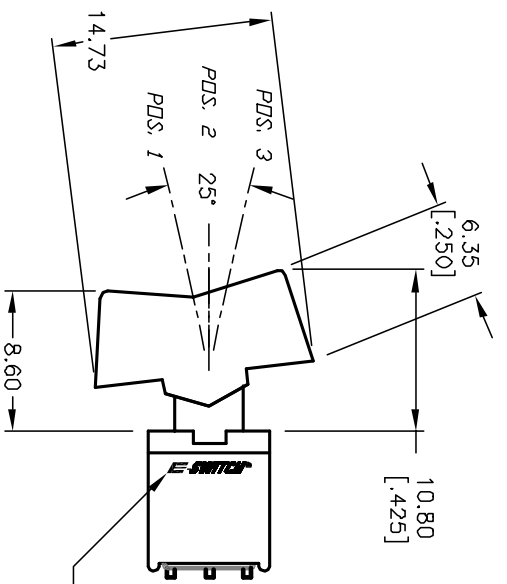
sales@integrated-circuit.com



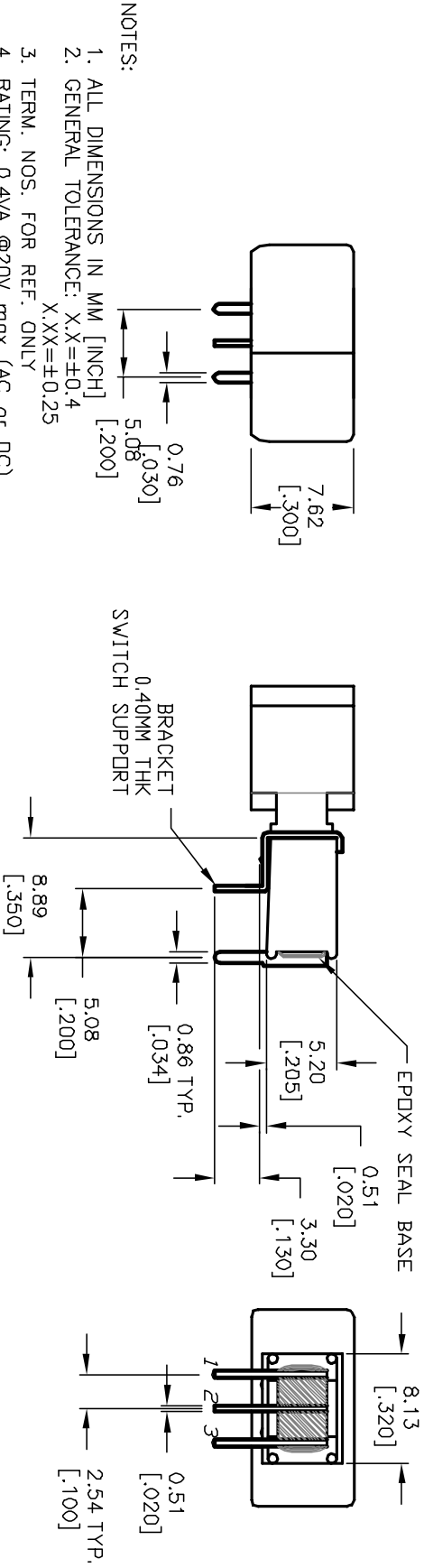
CIRCUIT: SPDT

CONTACT CONFIGURATION

SWITCH FUNCTION		
POS. 1	POS. 2	POS. 3
DN	NONE	DN
2-3	OPEN	2-1



RECOMMENDED P.C.B. LAYOUT



NOTES:

1. ALL DIMENSIONS IN MM [INCH]
2. GENERAL TOLERANCE: X.X=±0.4 X.XX=±0.25
3. TERM. NOS. FOR REF. ONLY
4. RATING: 0.4VA @20V max (AC or DC)
5. FIXED TERMINAL/MOVING CONTACT MATERIAL: COPPER ALLOY w/GOLD PLATE over Silver plate.
6. ELECTRIC LIFE: 30,000 make-and-break cycles at full load.
7. INSULATION RESISTANCE: 1,000 M ohm min.
8. DIELECTRIC STRENGTH: 1,000 V RMS @sea level.
9. OPERATING TEMP. -30°C to +85°C
10. ▲ DESIGNATE MAJOR FEATURE
11. ACTUATOR: NYLON, BLACK STD.

E-SWITCH®

REV. A	ECN No. 12801	RELEASED	2/6/03	CJB	TITLE	400A WMSP-1 R1 BLK M6 RE (GOLD CONTACTS)	DR	CJB	DWG	T403111	REV	A
		DESCRIPTION	DATE	CHKD	SCALE	2:1	DATE	2/6/03				

THE INFORMATION CONTAINED IN THIS DOCUMENT IS PROPRIETARY TO E-SWITCH AND IS NOT TO BE COPIED OR TRANSMITTED