

Excellent Integrated System Limited

Stocking Distributor

Click to view price, real time Inventory, Delivery & Lifecycle Information:

[Omron](#)
[3S4YR-SGR0J](#)

For any questions, you can email us directly:
sales@integrated-circuit.com

OMRON®

Insert Magnetic/IC Card Reader

3S4YR-SGR

Compact Insert Reader with Magnetic and IC Card Interface

- Ideally suited for applications using hybrid magnetic stripe and IC cards
- Landing-style IC contact supports both ISO and CP8 chip contact locations
- Red and green LEDs for operation status indication
- Solenoid-controlled IC card release mechanism
- Configurations available to read on card push or pull
- TTL-compatible interface



Ordering Information

Magnetic Tracks Supported (R, R/W)					IC Contact	Interface	Mag Read Direction	Solenoid	Cover	Cable	Color	Part Number
1	2	3	Center	JIS II								
—	—	—	—	—	ISO 7816	TTL	—	Yes	No	No	Black	3S4YR-SGR0J
R	R	R	—	—	ISO 7816	TTL	Push	Yes	No	No	Black	3S4YR-SGR1J
R	R	R	—	—	ISO 7816, CP8	TTL	Push	Yes	No	No	Black	3S4YR-SGR1X
R	R	R	—	—	—	TTL	Push/pull	No	No	No	Black	3S4YR-SGR1N
—	R	—	—	—	ISO 7816	TTL	Push	Yes	No	No	Black	3S4YR-SGR4J
—	R	—	—	—	—	TTL	Push/pull	No	No	No	Black	3S4YR-SGR4N
R	R	—	—	—	ISO 7816	TTL	Push	Yes	No	No	Black	3S4YR-SGR6J
R	R	—	—	—	—	TTL	Push/pull	No	No	No	Black	3S4YR-SGR6N
—	R	R	—	—	ISO 7816	TTL	Push	Yes	No	No	Black	3S4YR-SGR7J
—	R	R	—	—	—	TTL	Push/pull	No	No	No	Black	3S4YR-SGR7N

Note: Consult the *IC Card Basics* section of this catalog for IC contact descriptions.

3S4YR-SGR **OMRON** **3S4YR-SGR**

■ **TYPICAL APPLICATIONS**

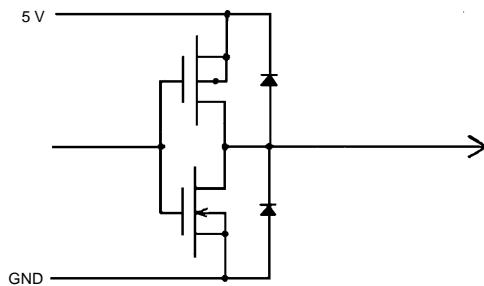
- Remote Terminals for Computers
- Credit Card Readers
- ID Card Checkers
- Electronic Locks
- Automatic Gate Machines
- POS Terminals
- ATMs
- Gas Pump Control
- Vending Machines
- Pre-Paid Systems
- Kiosks

Specifications

Part number		3S4YR-SGR (except 0J)	3S4YR-SGR0J
Recommended card type	Magnetic card	ISO 7810 - 7813	
	IC card	ISO 7816/1-2	
Service life	Mag head	300,000 passes (preliminary)	
	IC contact	500,000 passes (preliminary)	
Operating power supply		5 VDC ± 5%	
Card feed speed		100 to 800 mm/sec.	
Current consumption		2.5 A max. (during solenoid release), 100 mA typ.	
Mounting location		Indoors — away from wind, rain, sunlight, and dust	
Ambient temperature		0° to 45°C (32° to 113°F)	
Ambient humidity	Operation	30% to 85% RH without condensation and frost formation	
Vibration		10-150 Hz, single vibration width of 0.15 mm or on acceleration of 2 G (19.6 m/s ²), whichever is smaller	
Shock		20 G (196 m/s ²) in X, Y, and Z directions, respectively	
Dimensions		126L x 76W x 30H mm (4.96L x 2.99W x 1.18H in)	126L x 76W x 25H mm (4.96L x 2.99W x 0.98H in)
Weight		Approx. 100 g (3.5 oz)	

Engineering Data

■ **I/O INFORMATION**



Output signal levels

$V_{OL} = 0.4 \text{ V at } 5 \text{ mA}$
 $V_{OH} = 2.8 \text{ at } 0.1 \text{ mA}$

3S4YR-SGR **OMRON** **3S4YR-SGR**

■ I/O INFORMATION

3S4YR-SGR

7626-5002SC (3M:26 pin), MIL-C-83503A conformed.

Pin #	Signal	Input/Output	Description
1	$\overline{RDT1}$	Output	Read data, track 1
2	$\overline{RCL1}$	Output	Read clock, track 1
3	$\overline{RDT2}$	Output	Read data, track 2
4	$\overline{RCL2}$	Output	Read clock, track 2
5	$\overline{RDT3}$	Output	Read data, track 3
6	$\overline{RCL3}$	Output	Read clock, track 3
7	$\overline{P1}$	Output	Card detection
8	$\overline{P2}$	Output	Card insertion completed
9	\overline{SLN}	Input	Solenoid ON
10	$\overline{LED1}$	Input	LED1 (Red) ON
11	$\overline{LED2}$	Input	LED2 (Green) ON
12	\overline{CLS}	Output	Magnetic card loading
13	IGND	◆	IC contact C5

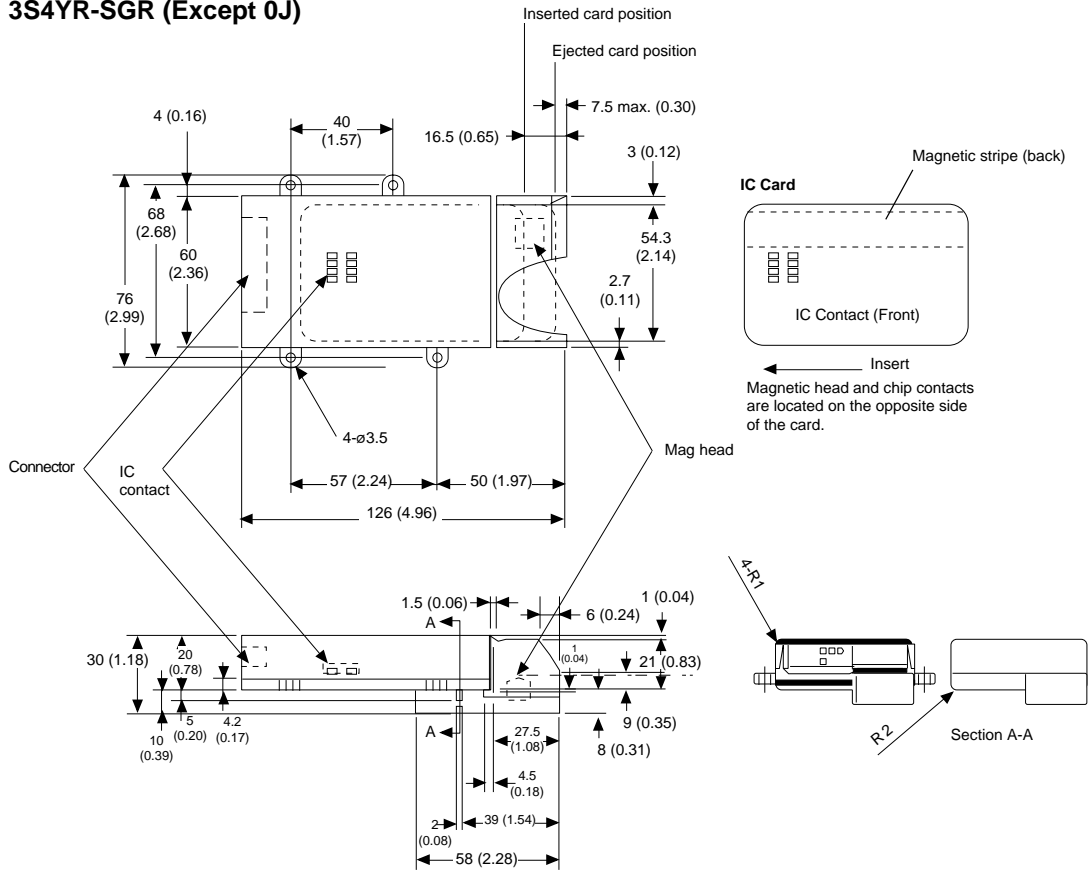
Pin #	Signal	Input/Output	Description
14	IVCC	◆	IC contact C1
15	IVPP	◆	IC contact C6
16	IRST	◆	IC contact C2
17	IDATA	◆	IC contact C7
18	ICLK	◆	IC contact C3
19	IRFV2	◆	IC contact C8
20	IRFV1	◆	IC contact C4
21	5VS	—	Power for solenoid
22	5VS	—	Power for solenoid
23	5V	—	Power for logic
24	0V	—	Ground
25	0V	—	Ground
26	0V	—	Ground

◆ = Direct IC Contact

Dimensions

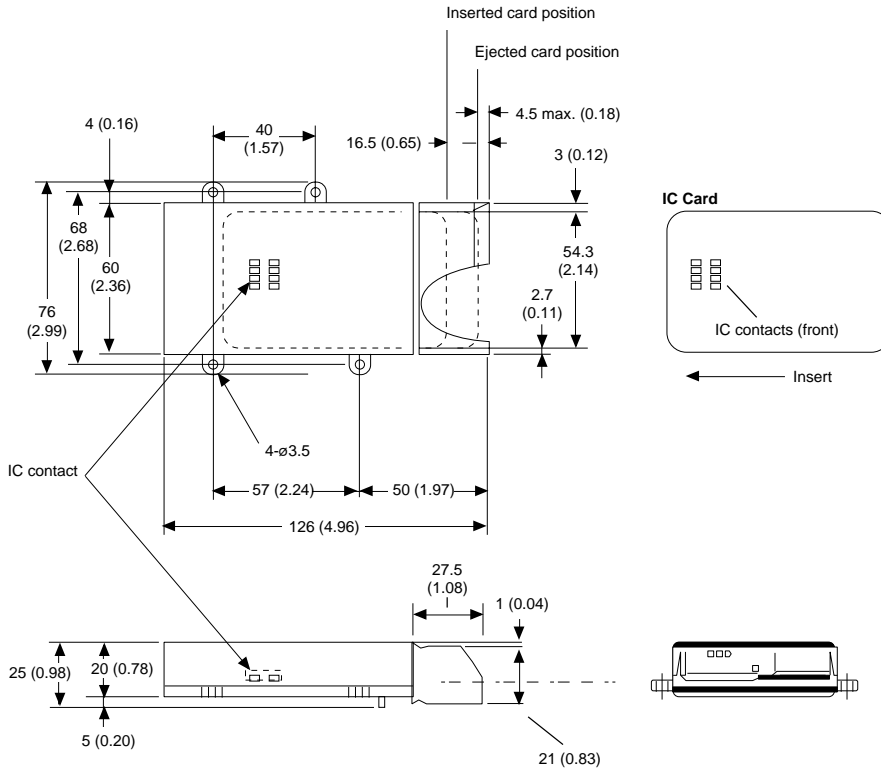
Unit: mm (inch)

■ 3S4YR-SGR (Except 0J)



3S4YR-SGR _____ OMRON _____ 3S4YR-SGR

■ **3S4YR-SGR0J**



NOTE: DIMENSIONS SHOWN ARE IN MILLIMETERS. To convert millimeters to inches divide by 25.4.

OMRON
OMRON ELECTRONICS, INC.
 One East Commerce Drive
 Schaumburg, IL 60173
1-800-55-OMRON

OMRON CANADA, INC.
 885 Milner Avenue
 Scarborough, Ontario M1B 5V8
416-286-6465