



Distributor of Eaton (formerly Cooper Bussmann) : Excellent Integrated System Limited

Datasheet of 70E-18/100A - FUSE 18/100A 125V INDICATING YEL

Contact us: sales@integrated-circuit.com Website: www.integrated-circuit.com

Excellent Integrated System Limited

Stocking Distributor

Click to view price, real time Inventory, Delivery & Lifecycle Information:

[Eaton \(formerly Cooper Bussmann\)
70E-18/100A](#)

For any questions, you can email us directly:

sales@integrated-circuit.com

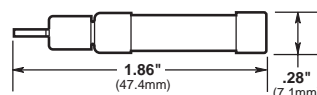
Telpower® Indicating Fuse and Holder

300 Volts DC – 1/10-10A

70 Series



Dimensional Data



CATALOG SYMBOLS: FUSE – 70 SERIES;
 FUSEHOLDER – 15087 (see page 2)
 300 VOLTS DC; 125 VOLTS AC
 U.L. RECOGNIZED (GUIDE #JDYX2, FILE #E19180)

- Visual indicating fuse.
- Fiber tube design, color code for ampere rating.

Catalog Numbers

| | | |
|-------------|------------|-----------|
| 70P-1/10A | 70H-3/4A | 70L-6A |
| 70R-15/100A | 70I-1A | 70M-8A |
| 70E-18/100A | 70A-1-1/3A | 70N-10A |
| 70X-2/10A | 70B-2A | GKB-10A |
| 70F-1/4A | 70C-3A | 72A-DUMMY |
| 70K-1/4A | 70J-3-1/2A | 72B-DUMMY |
| 70G-1/2A | 70D-5A | - |

Test Specification

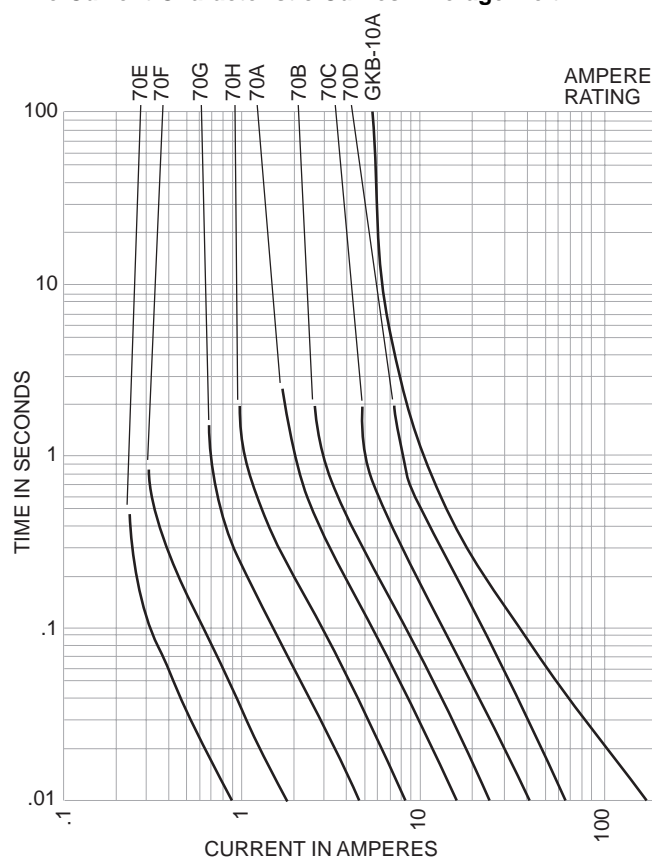
| Catalog Number | Percent Overload | Opening Time |
|--------------------|------------------|--------------|
| 70A, 70B, 70C, 70D | | |
| 70E, 70F, 70G, 70H | 150% | 0-90 sec. |
| 70K | 160% | 0-300 sec. |
| 70P | 200% | 0-300 sec. |
| 70R | 267% | 0-300 sec. |

70 SERIES TELPOWER (300 Volts DC, 125 Volts AC)

| Catalog Number | Ampere Rating | Voltage Rating AC | Voltage Rating DC | Color Code | AT&T Comcode Ref. No. | Code/List No. |
|------------------|---------------|-------------------|-------------------|------------|-----------------------|---------------|
| 70P-1/10A* | 1/10 | 125V | 300V | Gray/Wh | 100203413 | KS23751-L10 |
| 70R-15/100A* | 15/100 | 125V | 300V | Red/Wh | 101384550 | KS23751-L11 |
| 70E-18/100A* | 18/100 | 125V | 300V | Yellow | 100203363 | KS23751-L5 |
| 70X-2/10A | 2/10 | 125V | 300V | Black | - | - |
| 70F-1/4A* | 1/4 | 125V | 300V | Violet | 100203371 | KS23751-L6 |
| 70K-1/4A* | 1/4 | 125V | 300V | Violet/Wh | 100203405 | KS23751-L9 |
| 70G-1/2A* | 1/2 | 125V | 300V | Red | 100203389 | KS23751-L7 |
| 70H-3/4A* | 3/4 | 125V | 300V | Brown | 100203397 | KS23751-L8 |
| 70I-1A | 1 | 125V | 300V | Pink | - | - |
| 70A-1-1/3A* | 1-1/3 | 125V | 300V | White | 100203322 | KS23751-L1 |
| 70B-2A* | 2 | 125V | 300V | Orange | 100203330 | KS23751-L2 |
| 70C-3A* | 3 | 125V | 300V | Blue | 100203348 | KS23751-L3 |
| 70J-3-1/2A | 3-1/2 | 125V | 300V | Black/Wh | - | - |
| 70D-5A* | 5 | 125V | 300V | Grn/Blk | 100203355 | KS23751-L4 |
| 70L-6A | 6 | 125V | 300V | Grn/Wh | - | - |
| 70M-8A | 8 | 125V | 300V | Brown/Wh | - | - |
| 70N-10A | 10 | 125V | 300V | Violet/Yel | - | - |
| GKB-10A | 10 | 125V | 300V | Violet/Yel | - | - |
| 72A Plastic Case | Dummy | - | - | - | 100203421 | - |
| 72B Blister Pack | Dummy | - | - | - | 103757977 | - |

* Product designed to comply with Bellcore Technical Reference TR-TSY-000799 Issue 1, December 1988.

Time-Current Characteristic Curves—Average Melt



Telpower®

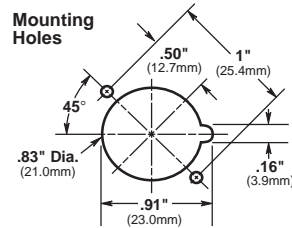
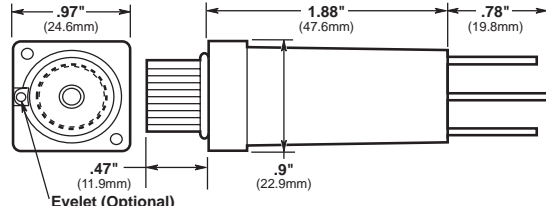
70 Type Indicating Fuse and Holder

300 Volts DC

70 Series



Dimensional Data



CATALOG SYMBOL: 15087 FUSEHOLDER
 300 VOLT DC, 12 AMP
 U.L. RECOGNIZED (GUIDE #ZLT2, FILE #E14853)

- Materials:**
Body: Thermosplastic, U.L. 94VO flammability rating
Terminals: Copper alloy, tin plating
Screws: 3-24 x 3/8" steel, zinc plated

NOTE: Optional color coded eyelet for 15087 holder is available.

- Panel mount fuseholder for 70 Type fuses supplied with two screws.
- Remote alarm capability.

Optional Color Code Eyelets (order separately)

| Catalog Symbol | Amp Rating Ref. | Color Code | Catalog Symbol | Amp Rating Ref. | Color Code |
|----------------|-----------------|--------------|----------------|-----------------|---------------|
| 1A1706-01 | 18/100 | Yellow | 1A1706-10 | 3 | Blue |
| 1A1706-02 | 2/10 | Black | 1A1706-11 | 5 | Green/Black |
| 1A1706-03 | 1/4 | Violet | 1A1706-12 | 6 | Green/White |
| 1A1706-04 | 1/4 | Violet/White | 1A1706-13 | 8 | Brown/White |
| 1A1706-05 | 1/2 | Red | 1A1706-14 | 10 | Violet/Yellow |
| 1A1706-06 | 3/4 | Brown | 1A1706-15 | 1/10 | Gray/White |
| 1A1706-07 | 1 | Pink | 1A1706-16 | 3-1/2 | Black/White |
| 1A1706-08 | 1-1/3 | White | 1A1706-17 | 15/100 | Red/White |
| 1A1706-09 | 2 | Orange | - | - | - |

The only controlled copy of this BIF document is the electronic read-only version located on the Bussmann Network Drive. All other copies of this BIF document are by definition uncontrolled. This bulletin is intended to clearly present comprehensive product data and provide technical information that will help the end user with design applications. Bussmann reserves the right, without notice, to change design or construction of any products and to discontinue or limit distribution of any products. Bussmann also reserves the right to change or update, without notice, any technical information contained in this bulletin. Once a product has been selected, it should be tested by the user in all possible applications.