

Excellent Integrated System Limited

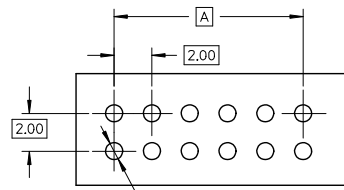
Stocking Distributor

Click to view price, real time Inventory, Delivery & Lifecycle Information:

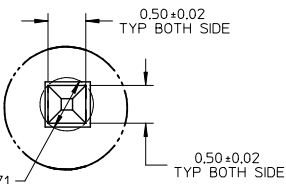
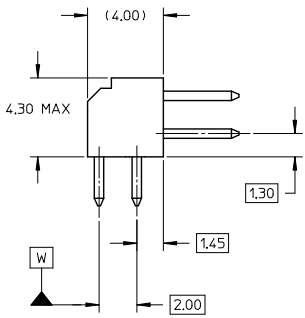
[Molex Connector Corporation](#)
[87760-3216](#)

For any questions, you can email us directly:
sales@integrated-circuit.com

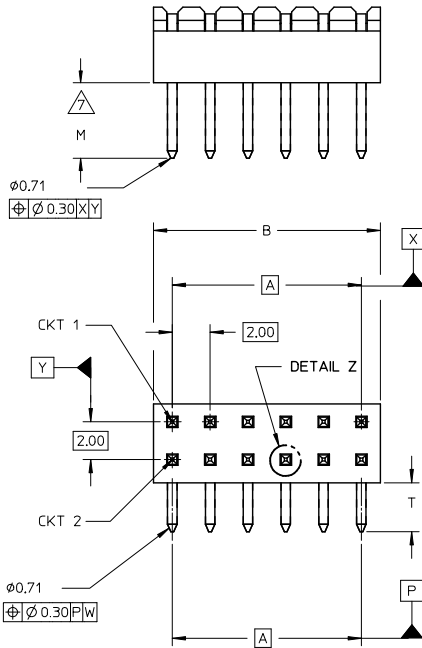
10 9 8 7 6 5 4 3 2 1



RECOMMENDED PCB LAYOUT



DETAIL Z



NOTES:

1. MATERIAL:

HSG: PCT, 30% GLASS FILLED,UL 94V-0,
COLOUR BLACK.

PIN: 0.50MM SQ PHOSPHOR BRONZE 510

△ PLATING:

***5 - 0.05um MIN - 0.25um MAX GOLD IN CONTACT AREA,
2.00um MIN TIN IN SOLDERTAIL AREA, BOTH OVER
1.25um MIN NICKEL OVERALL

***6 - 0.38um MIN GOLD IN CONTACT AREA,
2.00um MIN TIN IN SOLDERTAIL AREA, BOTH OVER
1.25um MIN NICKEL OVERALL

***7 - 0.76um MIN GOLD IN CONTACT AREA,
2.00um MIN TIN IN SOLDERTAIL AREA, BOTH OVER
1.25um MIN NICKEL OVERALL

***8 - 2.54um MIN TIN OVER
1.25um MIN NICKEL OVERALL

3. 12 CKT USED FOR ILLUSTRATION ONLY

4. PART TO BE PACKED IN POCKET TRAY/TUBE (SEE TABLE).

5. PRODUCT SPEC PS-87761-100 APPLIES.

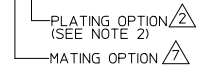
6. RECOMMENDED PCB BOARD THK 1.60±0.10 MM.

△ MATING LENGTH: 1 - 4.00MM
2 - 3.50MM
3 - 3.06MM
4 - 5.75MM

△ PART NUMBERS THAT ARE UNAVAILABLE IN THIS SD:
87760-0646, 87760-1046, 87760-1446, 87760-2446, 87760-4046.
(REFER TO SD-87760-133 FOR THESE PART NUMBERS)

LEGEND:

87760 - * * * *



SHT 3, +87760-5516 EC NO: S2013-0842 DRAWN BY: DRWNAISEE CHKD: SKANG APPR: MLONG	2013/05/31 2013/06/28 2013/07/08	DESCRIPTION	QUALITY SYMBOLS	GENERAL TOLERANCES (UNLESS SPECIFIED)		DIMENSION STYLE		SCALE	DESIGN UNITS	THIRD ANGLE PROJECTION
				mm	INCH	MM ONLY	NTS	METRIC	◎ □	
REV A16	REV	DESCRIPTION	QUALITY SYMBOLS	4 PLACES ±---	±---	DRAWN BY	DATE	TITLE MGRID, 2MM DUAL ROW HDR, R/A molex DOCUMENT NO. SD-87760-109 SHEET NO. 1 OF 3		
				3 PLACES ±---	±---	KSEE	2003/10/15			
				2 PLACES ±0.2	±---	CHECKED BY	DATE			
				1 PLACE ±---	±---	KCLING	2003/12/02			
0 PLACE ±	±	APPROVED BY	DATE	MATERIAL NO. SEE TABLE			THIS DRAWING CONTAINS INFORMATION THAT IS PROPRIETARY TO MOLEX INCORPORATED AND SHOULD NOT BE USED WITHOUT WRITTEN PERMISSION			

10 9 8 7 6 5 4 3 2 1

10		9		8		7		6		5		4		3		2		1	
PART NUMBER	VOID PIN LOCATION	CKT SIZE	A	B	M		T		PACKAGING TYPE										
87760-04**	-	04	2.00	4.00															
87760-06**	-	06	4.00	6.00															
87760-08**	-	08	6.00	8.00															
87760-10**	-	10	8.00	10.00															
87760-12**	-	12	10.00	12.00															
87760-14**	-	14	12.00	14.00															
87760-16**	-	16	14.00	16.00															
87760-18**	-	18	16.00	18.00															
87760-20**	-	20	18.00	20.00															
87760-22**	-	22	20.00	22.00															
87760-24**	-	24	22.00	24.00															
87760-26**	-	26	24.00	26.00	REFER TO NOTE 7		2.60		TRAY		<p>PART IN TUBE</p>								
87760-28**	-	28	26.00	28.00															
87760-30**	-	30	28.00	30.00															
87760-32**	-	32	30.00	32.00															
87760-34**	-	34	32.00	34.00															
87760-36**	-	36	34.00	36.00															
87760-38**	-	38	36.00	38.00															
87760-40**	-	40	38.00	40.00															
87760-42**	-	42	40.00	42.00															
87760-44**	-	44	42.00	44.00															
87760-46**	-	46	44.00	46.00															
87760-48**	-	48	46.00	48.00															
87760-50**	-	50	48.00	50.00															

SHT 3, +87760-5516 IEC NO. S2013-0842 DRAWN BY DRWATSEE 2013/05/31 CHKD SKANG 2013/06/28 APPROV LONG 2013/07/08	QUALITY SYMBOLS $\nabla=0$ $\nabla=0$ $\nabla=0$	GENERAL TOLERANCES (UNLESS SPECIFIED)		DIMENSION STYLE		SCALE	DESIGN UNITS	THIRD ANGLE PROJECTION
				MM ONLY		NTS	METRIC	
				DRAWN BY DATE		TITLE		
				CHECKED BY DATE		MGRID, 2MM DUAL ROW HDR, R/A		
		2 PLACES ±0.2		APPROVED BY DATE				
		1 PLACE ±		SKTOH 2003/12/11		DOCUMENT NO.		
		0 PLACE ±		MATERIAL NO.		SD-87760-109		SHEET NO.
		ANGULAR ± 3°		SEE TABLE				2 OF 3
		DRAFT WHERE APPLICABLE MUST REMAIN WITHIN DIMENSIONS		THIS DRAWING CONTAINS INFORMATION THAT IS PROPRIETARY TO MOLEX INCORPORATED AND SHOULD NOT BE USED WITHOUT WRITTEN PERMISSION				



Distributor of Molex Connector Corporation: Excellent Integrated System Limited

Datasheet of 87760-3216 - CONN HEADER 32POS 2MM R/A GOLD

Contact us: sales@integrated-circuit.com Website: www.integrated-circuit.com

	10	9	8	7	6	5	4	3	2	1	
	PART NUMBER	VOID PIN LOCATIONS	CKT SIZE	A	B	M	T	PACKAGING TYPE			
F	87760-5116	5, 6 & 26	50	48.00	50.00	REFER TO NOTE	2.60	TUBE			
	87760-531*	-	24	22.00	24.00		1.50	TRAY			
	87760-5216	-	04	2.00	4.00						
	87760-5416	-	20	18.00	20.00						
	87760-5248	-	28	26.00	28.00						
E	87760-5516	5, 6, 7, 8, 9, 10, 15, 16, 17, 18, 19, 20, 25, 26, 27, 28, 29, 30	34	32.00	34.00			TUBE			

SHT 3, +87760-5516 EC NO: S2013-0842 DRAWN BY: DRW:ATSEE CHKD:SKANG APPR:MLONG 2013/05/31 2013/06/28 2013/07/08	QUALITY SYMBOLS	GENERAL TOLERANCES (UNLESS SPECIFIED)	DIMENSION STYLE	SCALE	DESIGN UNITS	THIRD ANGLE PROJECTION	
	=0	mm INCH	MM ONLY	NTS	METRIC		
	=0	4 PLACES ± --- ± ---	DRAWN BY DATE	TITLE			
	=0	3 PLACES ± --- ± ---	KSEE 2003/10/15	MGRID, 2MM DUAL ROW HDR. R/A			
	=0	2 PLACES ± 0.2 ± ---	CHECKED BY DATE	 DOCUMENT NO. SD-87760-109 SHEET NO. 3 OF 3			
	1 PLACE ± --- ± ---	KCLING 2003/12/02					
	0 PLACE ± ±	APPROVED BY DATE					
		ANGULAR ± 3 °	SKTOH 2003/12/11				
		DRAFT WHERE APPLICABLE MUST REMAIN WITHIN DIMENSIONS	MATERIAL NO. SEE TABLE				
			SIZE	THIS DRAWING CONTAINS INFORMATION THAT IS PROPRIETARY TO MOLEX INCORPORATED AND SHOULD NOT BE USED WITHOUT WRITTEN PERMISSION			