

Excellent Integrated System Limited

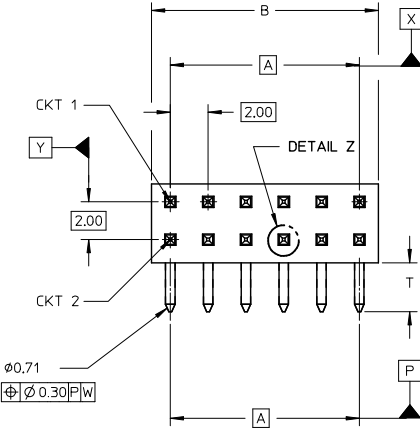
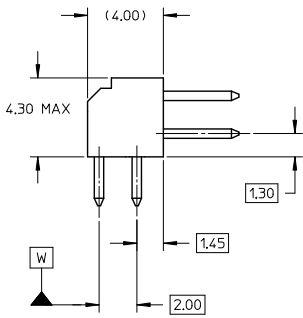
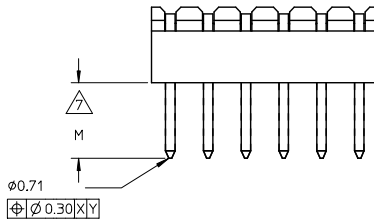
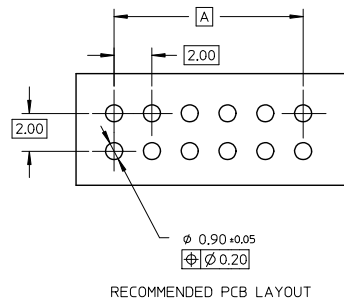
Stocking Distributor

Click to view price, real time Inventory, Delivery & Lifecycle Information:

[Molex Connector Corporation](#)
[87760-4216](#)

For any questions, you can email us directly:
sales@integrated-circuit.com

10 9 8 7 6 5 4 3 2 1



NOTES:

1. MATERIAL:

HSG: PCT, 30% GLASS FILLED, UL 94V-0, COLOUR BLACK.

PIN: 0.50MM SQ PHOSPHOR BRONZE 510

PLATING:

***5 - 0.05um MIN - 0.25um MAX GOLD IN CONTACT AREA, 2.00um MIN TIN IN SOLDERTAIL AREA, BOTH OVER 1.25um MIN NICKEL OVERALL

***6 - 0.38um MIN GOLD IN CONTACT AREA, 2.00um MIN TIN IN SOLDERTAIL AREA, BOTH OVER 1.25um MIN NICKEL OVERALL

***7 - 0.76um MIN GOLD IN CONTACT AREA, 2.00um MIN TIN IN SOLDERTAIL AREA, BOTH OVER 1.25um MIN NICKEL OVERALL

***8 - 2.54um MIN TIN OVER 1.25um MIN NICKEL OVERALL

3. 12 CKT USED FOR ILLUSTRATION ONLY

4. PART TO BE PACKED IN POCKET TRAY/TUBE (SEE TABLE).

5. PRODUCT SPEC PS-87761-100 APPLIES.

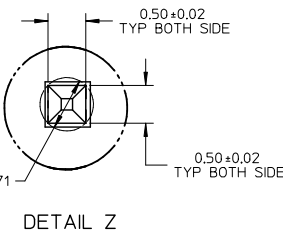
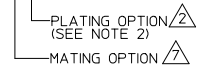
6. RECOMMENDED PCB BOARD THK 1.60±0.10 MM.

MATING LENGTH: 1 - 4.00MM
2 - 3.50MM
3 - 3.06MM
4 - 5.75MM

PART NUMBERS THAT ARE UNAVAILABLE IN THIS SD: 87760-0646, 87760-1046, 87760-1446, 87760-2446, 87760-4046. (REFER TO SD-87760-133 FOR THESE PART NUMBERS)

LEGEND:

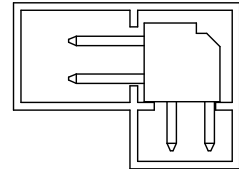
87760 - * * * *



SHT 3, +87760-5516 EC NO: S2013-0842 DRAWN BY: DRWNAISEE CHKD: SKANG APPR: MLONG	2013/05/31 2013/06/28 2013/07/08	QUALITY SYMBOLS ▽=0 ▽=0 ▽=0	GENERAL TOLERANCES (UNLESS SPECIFIED)		DIMENSION STYLE MM ONLY		SCALE	DESIGN UNITS	THIRD ANGLE PROJECTION
			mm	INCH	DRAWN BY	DATE	NTS	METRIC	◎ □
REV A16	DESCRIPTION	DRAFT WHERE APPLICABLE MUST REMAIN WITHIN DIMENSIONS	4 PLACES ±---	±---	KSEE	2003/10/15	TITLE MGRID, 2MM DUAL ROW HDR, R/A		
			3 PLACES ±---	±---	CHECKED BY	DATE			
			2 PLACES ±0.2	±---	KCLING	2003/12/02	DOCUMENT NO. SD-87760-109		
			1 PLACE ±---	±---	APPROVED BY	DATE			
			0 PLACE ±	±	SKTOH	2003/12/11	SHEET NO. 1 OF 3		
			ANGULAR ± 3°		MATERIAL NO.				
					SEE TABLE				

9 8 7 6 5 4 3 2 1

10		9		8		7		6		5		4		3		2		1	
PART NUMBER	VOID PIN LOCATION	CKT SIZE	A	B	M		T		PACKAGING TYPE										
87760-04**	-	04	2.00	4.00															
87760-06**	-	06	4.00	6.00															
87760-08**	-	08	6.00	8.00															
87760-10**	-	10	8.00	10.00															
87760-12**	-	12	10.00	12.00															
87760-14**	-	14	12.00	14.00															
87760-16**	-	16	14.00	16.00															
87760-18**	-	18	16.00	18.00															
87760-20**	-	20	18.00	20.00															
87760-22**	-	22	20.00	22.00															
87760-24**	-	24	22.00	24.00															
87760-26**	-	26	24.00	26.00	REFER TO NOTE 7		2.60		TRAY										
87760-28**	-	28	26.00	28.00															
87760-30**	-	30	28.00	30.00															
87760-32**	-	32	30.00	32.00															
87760-34**	-	34	32.00	34.00															
87760-36**	-	36	34.00	36.00															
87760-38**	-	38	36.00	38.00															
87760-40**	-	40	38.00	40.00															
87760-42**	-	42	40.00	42.00															
87760-44**	-	44	42.00	44.00															
87760-46**	-	46	44.00	46.00															
87760-48**	-	48	46.00	48.00															
87760-50**	-	50	48.00	50.00															



PART IN TUBE

SHT 3, +87760-5516 IEC NO. S2013-0842 DRAWN BY DRWATSEE 2013/05/31 CHECKED BY CHYD-SKANG 2013/06/28 APPROVED BY APPLHLONG 2013/07/08	QUALITY SYMBOLS	GENERAL TOLERANCES (UNLESS SPECIFIED)	DIMENSION STYLE	SCALE	DESIGN UNITS	THIRD ANGLE PROJECTION	
	DESCRIPTION	mm INCH	MM ONLY	NTS	METRIC		
	$\nabla=0$ $\nabla=0$ $\nabla=0$	4 PLACES ± --- ± --- 3 PLACES ± --- ± --- 2 PLACES ± 0.2 ± --- 1 PLACE ± --- ± --- 0 PLACE ± ±	DRAWN BY DATE KSEE 2003/10/15 CHECKED BY DATE KCLING 2003/12/02 APPROVED BY DATE SKTOH 2003/12/11	TITLE	MGRID, 2MM DUAL ROW HDR, R/A		
	REV	ANGULAR ± 3°	MATERIAL NO.	DOCUMENT NO.	SD-87760-109		SHEET NO. 2 OF 3

DRAFT WHERE APPLICABLE MUST REMAIN WITHIN DIMENSIONS

SIZE A3 THIS DRAWING CONTAINS INFORMATION THAT IS PROPRIETARY TO MOLEX INCORPORATED AND SHOULD NOT BE USED WITHOUT WRITTEN PERMISSION



Distributor of Molex Connector Corporation: Excellent Integrated System Limited

Datasheet of 87760-4216 - CONN HEADER 42POS 2MM R/A GOLD

Contact us: sales@integrated-circuit.com Website: www.integrated-circuit.com

	10	9	8	7	6	5	4	3	2	1	
	PART NUMBER	VOID PIN LOCATIONS	CKT SIZE	A	B	M	T	PACKAGING TYPE			
F	87760-5116	5, 6 & 26	50	48.00	50.00	REFER TO NOTE	2.60	TUBE			
	87760-531*	-	24	22.00	24.00		1.50	TRAY			
	87760-5216	-	04	2.00	4.00						
	87760-5416	-	20	18.00	20.00						
	87760-5248	-	28	26.00	28.00						
E	87760-5516	5, 6, 7, 8, 9, 10, 15, 16, 17, 18, 19, 20, 25, 26, 27, 28, 29, 30	34	32.00	34.00	2.60		TUBE			

SHT 3, +87760-5516 EC NO: S2013-0842 DRAWN BY: DRW:ATSEE 2013/05/31 CHKD:SKANG 2013/06/28 APPR:MLONG 2013/07/08 REV: A16	QUALITY SYMBOLS	GENERAL TOLERANCES (UNLESS SPECIFIED)	DIMENSION STYLE	SCALE	DESIGN UNITS	THIRD ANGLE PROJECTION	
	=0	mm INCH	MM ONLY	NTS	METRIC		
	=0	4 PLACES ± --- ± ---	DRAWN BY DATE	TITLE			
	=0	3 PLACES ± --- ± ---	KSEE 2003/10/15	MGRID, 2MM DUAL ROW HDR. R/A			
	=0	2 PLACES ± 0.2 ± ---	CHECKED BY DATE				
	1 PLACE ± --- ± ---	KCLING 2003/12/02					
	0 PLACE ± ±	APPROVED BY DATE					
	ANGULAR ± 3 °	SKTOH 2003/12/11	MATERIAL NO.	DOCUMENT NO.	SHEET NO.		
	DRAFT WHERE APPLICABLE MUST REMAIN WITHIN DIMENSIONS	SEE TABLE		SD-87760-109	3 OF 3		
		SIZE	THIS DRAWING CONTAINS INFORMATION THAT IS PROPRIETARY TO MOLEX INCORPORATED AND SHOULD NOT BE USED WITHOUT WRITTEN PERMISSION				