

## Excellent Integrated System Limited

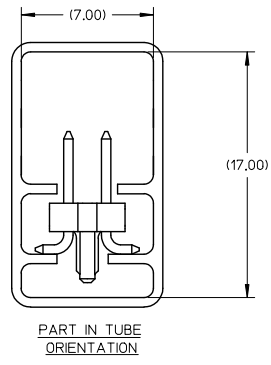
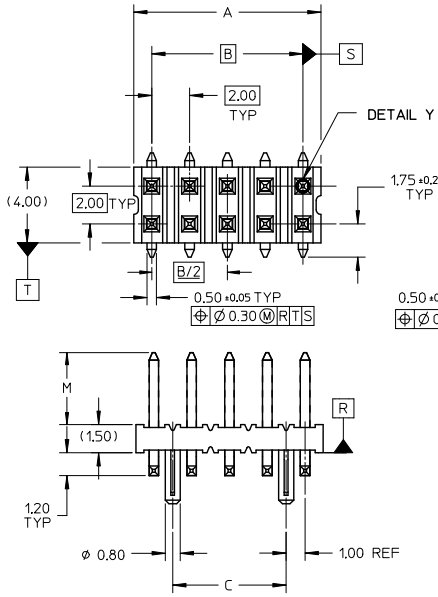
Stocking Distributor

Click to view price, real time Inventory, Delivery & Lifecycle Information:

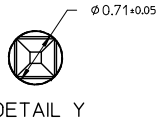
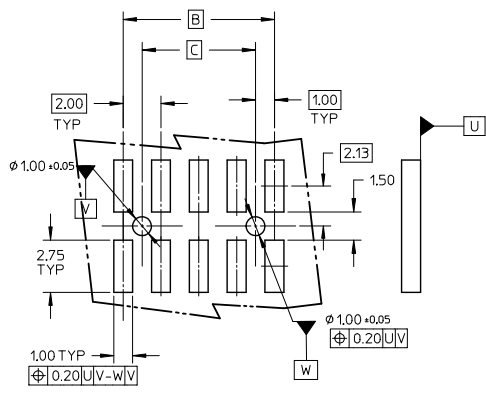
[Molex Connector Corporation](#)  
[0877595050](#)

For any questions, you can email us directly:  
[sales@integrated-circuit.com](mailto:sales@integrated-circuit.com)

10 9 8 7 6 5 4 3 2 1



- NOTE:**
- MATERIAL:**  
HSG - HIGH TEMPERATURE THERMOPLASTIC, UL 94V-0, COLOUR BLACK  
PIN - 0.50 SQ PHOSPHOR BRONZE
  - PLATING:**  
    - \*\*50 / \*\*52 - 0.38um MIN GOLD PLATE AT CONTACT AREA, TIN PLATE AT SOLDER AREA, BOTH OVER NICKEL UNDERPLATE
    - \*\*51 - 0.76um MIN GOLD PLATE AT CONTACT AREA, TIN PLATE AT SOLDER AREA, BOTH OVER NICKEL UNDERPLATE
    - \*\*77 - 0.05-0.25um GOLD PLATE AT CONTACT AREA, TIN PLATE AT SOLDER AREA, BOTH OVER NICKEL UNDERPLATE
- (\*\* - REPRESENTS DIFFERENT CKT SIZE , SEE TABLE AT SHT 2)
- PIN PUSHOUT FORCE: 1KG MIN IN EITHER DIRECTION
  - PRODUCT SPEC PS-87761-100 APPLIES.
- △ BEND DEPRESSION IS ACCEPTABLE SO LONG AS IT DOES NOT AFFECT THE OVERALL COPLANARITY OF TAIL.
- △ COPLANARITY IS TO BE MEASURED BY RESTING THE SOLDER TAIL ON A FLAT SURFACE.
- FOR ILLUSTRATION PURPOSES, 10CKT IS SHOWN
  - TUBE LENGTH IS 560MM REF STANDARD.
  - RECOMMENDED PCB BOARD THK IS 1.60±0.10 MM.



<b>ADD RIB DIM @ C7</b> EC NO: S2016-0864 DRAWN BY: MEMARLY CHKD: COOH APPR: KILIM 2016/02/18 2016/04/05 2016/04/05	QUALITY SYMBOLS DESCRIPTION REV	GENERAL TOLERANCES (UNLESS SPECIFIED)		DIMENSION STYLE MM ONLY		SCALE NTS	DESIGN UNITS METRIC	THIRD ANGLE PROJECTION
		4 PLACES ± --- ± --- 3 PLACES ± --- ± --- 2 PLACES ± 0.2 ± --- 1 PLACE ± --- ± --- 0 PLACE ± ±	mm INCH	DRAWN BY DATE KSEE 2003/12/24 CHECKED BY DATE KCLING 2004/01/12 APPROVED BY DATE SKTOH 2004/01/12	TITLE CUSTOM HEADER MGRID, 2MM DUAL ROW HDR WITH PEG, SMT	MATERIAL NO. SEE TABLE	DOCUMENT NO. SD-87759-113	
DRAFT WHERE APPLICABLE MUST REMAIN WITHIN DIMENSIONS		THIS DRAWING CONTAINS INFORMATION THAT IS PROPRIETARY TO MOLEX INCORPORATED AND SHOULD NOT BE USED WITHOUT WRITTEN PERMISSION						

10 9 8 7 6 5 4 3 2 1



	10	9		8		7	6	5	4	3	2	1
	PART NUMBER WITHOUT CAP IN TUBE	CKT SIZE	A	B	C	M						
F	87759-0850/0851	08	7.90	6.00	4.00	3.80						
	87759-0852	08	7.90	6.00	4.00	9.60						
	87759-1050/1051	10	9.90	8.00	6.00	3.80						
	87759-1250/1251	12	11.90	10.00	8.00	3.80						
	87759-1450/1451	14	13.90	12.00	10.00	3.80						
	87759-1650/1651	16	15.90	14.00	12.00	3.80						
E	87759-1850/1851	18	17.90	16.00	14.00	3.80						
	87759-2050/2051	20	19.90	18.00	16.00	3.80						
	87759-2250/2251	22	21.90	20.00	18.00	3.80						
	87759-2450/2451	24	23.90	22.00	20.00	3.80						
	87759-2650/2651	26	25.90	24.00	22.00	3.80						
D	87759-2850/2851	28	27.90	26.00	24.00	3.80						
	87759-3050/3051	30	29.90	28.00	26.00	3.80						
	87759-3250/3251	32	31.90	30.00	28.00	3.80						
	87759-3450/3451	34	33.90	32.00	30.00	3.80						
	87759-3650/3651	36	35.90	34.00	32.00	3.80						
	87759-3850/3851	38	37.90	36.00	34.00	3.80						
	87759-4050/4051	40	39.90	38.00	36.00	3.80						
C	87759-4250/4251	42	41.90	40.00	38.00	3.80						
	87759-4450/4451	44	43.90	42.00	40.00	3.80						
	87759-4650/4651	46	45.90	44.00	42.00	3.80						
	87759-4850/4851	48	47.90	46.00	44.00	3.80						
	87759-5050/5051	50	49.90	48.00	46.00	3.80						

SEE SHEET 1 EC NO: S2016-0864 DRAWN: GEMARLY 2016/02/18 CHKD: GOH 2016/04/05 APPR: KHLIM 2016/04/05	QUALITY SYMBOLS	GENERAL TOLERANCES (UNLESS SPECIFIED)	DIMENSION STYLE	SCALE	DESIGN UNITS	THIRD ANGLE PROJECTION
	$\nabla=0$ $\nabla=0$ $\nabla=0$	mm INCH 4 PLACES ± --- ± --- 3 PLACES ± --- ± --- 2 PLACES ± 0.2 ± --- 1 PLACE ± --- ± --- 0 PLACE ± ±	MM ONLY	NTS	METRIC	CUSTOM HEADER MGRID, 2MM DUAL ROW HDR WITH PEG, SMT <b>molex</b>
	DESCRIPTION	ANGULAR ± 3°	DRAWN BY DATE	TITLE		DOCUMENT NO.
	REV	DRAFT WHERE APPLICABLE MUST REMAIN WITHIN DIMENSIONS	KSEE 2003/12/24 CHECKED BY DATE KCLING 2004/01/12 APPROVED BY DATE SKTOH 2004/01/12	SEE TABLE		