

## **Excellent Integrated System Limited**

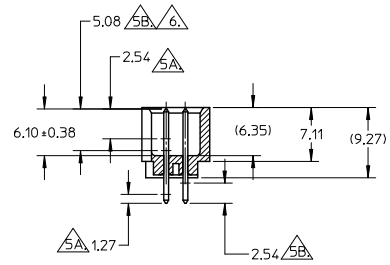
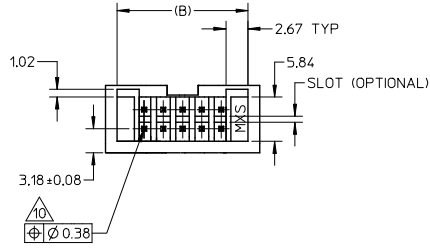
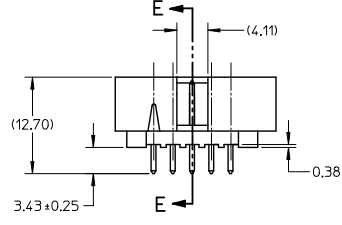
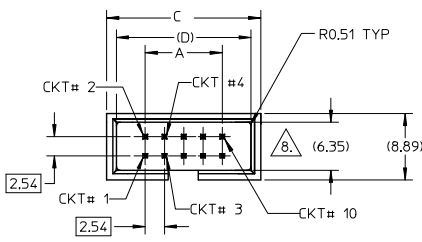
Stocking Distributor

Click to view price, real time Inventory, Delivery & Lifecycle Information:

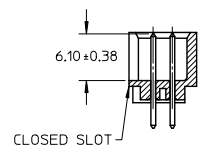
[Molex Connector Corporation](#)  
[70246-3002](#)

For any questions, you can email us directly:  
[sales@integrated-circuit.com](mailto:sales@integrated-circuit.com)

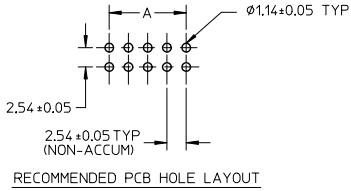
10 9 8 7 6 5 4 3 2 1



SECTION E-E



MOLEX IRELAND PRODUCTION ONLY (OPTION)



NOTES:

1. PIN PUSHOUT FORCE (.9072KG)/2LBS MIN.
2. PIN SOLDERABILITY PER MOLEX SPEC. ES-152.
3. PRODUCT SPEC: PS-70246-100 APPLIES.
4. WAFER TO BE FLAT WITHIN .003 MM/MM.
5. DIMENSIONS FOR PLATING LOCATION:
  - 5A MEASURE POINT FOR THICKNESS
  - 5B MINIMUM COVERAGE
6. GOLD END OF PIN UNLESS OVERALL PLATED.
7. FINISH:
  - 571 : 15 MICRO INCHES MIN GOLD PLATE ON CONTACT AND 75 MICRO INCHES MIN TIN PLATE ON SOLDERTAIL BOTH OVER 50 MICRO INCHES MIN NICKEL OVERALL.
  - 574 : 30 MICRO INCHES MIN GOLD PLATE ON CONTACT AND 75 MICRO INCHES MIN TIN PLATE ON SOLDERTAIL BOTH OVER 50 MICRO INCHES MIN NICKEL OVERALL.
  - 544 : 5 MICRO INCHES MIN GOLD PLATE ON CONTACT AND 75 MICRO INCHES MIN TIN PLATE ON SOLDERTAIL BOTH OVER 50 MICRO INCHES MIN NICKEL OVERALL.
  - 573 : 20 MICRO INCHES MIN GOLD PLATE ON CONTACT AND 100 MICRO INCHES MIN TIN PLATE ON SOLDERTAIL BOTH OVER 50 MICRO INCHES MIN NICKEL OVERALL.
8. DIM AT THE CENTRE OF THE SHROUDED WALL SHALL BE 5.91MM MIN. THIS SPEC IS VALID FOR ALL CKT SIZE.
9. MATERIAL:
  - HSG: GLASS FILLED PBT, UL94V-0, COLOUR BLACK
  - PIN: 0.64MM SQ. PIN PHOSPHOR BRONZE.
10. SOLDERTAIL POSITIONAL TOLERANCE SHALL BE GAUGED.

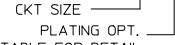
UPDATE NOTE #3. EC NO: S2013-0029 DRAWN BY: CHYK-SKANG APPR: HLONG 2012/07/20 2012/08/06 2012/10/08	QUALITY SYMBOLS ▽=0 ▽=0	GENERAL TOLERANCES (UNLESS SPECIFIED)		DIMENSION STYLE MM ONLY	SCALE NTS	DESIGN UNITS METRIC	THIRD ANGLE PROJECTION
		mm	INCH				
J6	REV	DRAFT WHERE APPLICABLE MUST REMAIN WITHIN DIMENSIONS		MATERIAL NO: SEE TABLE SIZE: A3	THIS DRAWING CONTAINS INFORMATION THAT IS PROPRIETARY TO MOLEX INCORPORATED AND SHOULD NOT BE USED WITHOUT WRITTEN PERMISSION		

9 8 7 6 5 4 3 2 1

	10	9		8		7	6	5	4	3	2	1
	PART NUMBER	CKT SIZE	VOID CKT	DIM A	DIM B	DIM C	DIM D	VOID CKT, ONLY APPLY TO PLATING CODE				
F	70246-08**	08	-	7.62	14.73	17.78	15.24	-				
F	70246-10**	10	-	10.16	17.27	20.32	17.78	-				
F	70246-12**	12	-	12.70	19.81	22.86	20.32	-				
F	70246-14**	14	-	15.24	22.35	25.40	22.86	-				
F	70246-16**	16	-	17.78	24.89	27.94	25.40	-				
F	70246-20**	20	-	22.86	29.97	33.02	30.48	-				
F	70246-24**	24	-	27.94	35.05	38.10	35.56	-				
F	70246-26**	26	-	30.48	37.59	40.64	38.10	-				
E	70246-30**	30	-	35.56	42.67	45.72	43.18	-				
E	70246-34**	34	-	40.64	47.75	50.80	48.26	-				
E	70246-40**	40	-	48.26	55.37	58.42	55.88	-				
E	70246-44**	44	-	53.34	60.45	63.50	60.96	-				
E	70246-50**	50	-	60.96	68.07	71.12	68.58	-				
D	70246-1003	10	10	10.16	17.27	20.32	17.78	571				

LEGEND:

70246 - \* \* \* \* \*



SEE TABLE FOR DETAIL

△	PART NUMBER	PLATING OPTION
	70246-***01	571
	70246-***02	574
	70246-***04	544

UPDATE NOTE #3. EC NO: S2013-0029 DRAWN BY: JENNIFER CHKD: SKANG APPR: HLONG J6	2012/07/20 2012/08/06 2012/10/08	QUALITY SYMBOLS	GENERAL TOLERANCES (UNLESS SPECIFIED) 4 PLACES ± --- ± --- 3 PLACES ± --- ± --- 2 PLACES ± 0.20 ± --- 1 PLACE ± --- ± --- ANGULAR ± 3 °	DIMENSION STYLE	SCALE	DESIGN UNITS	THIRD ANGLE PROJECTION
				MM ONLY	NTS	METRIC	
		DRAWN BY: JENNIFER DATE: 1987/09/18 CHECKED BY: RWONG DATE: 1987/09/18 APPROVED BY: ALANB DATE: 1987/09/18	TITLE		C-GRID, SHROUDED HEADER (SLOTTED W/O STANDOFFS)		
		MATERIAL NO.	SEE TABLE		DOCUMENT NO. SDA-70246-***20-25_39-41		
		THIS DRAWING CONTAINS INFORMATION THAT IS PROPRIETARY TO MOLEX INCORPORATED AND SHOULD NOT BE USED WITHOUT WRITTEN PERMISSION					SHEET NO. 2 OF 2