

Excellent Integrated System Limited

Stocking Distributor

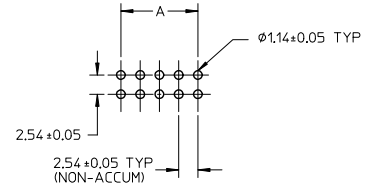
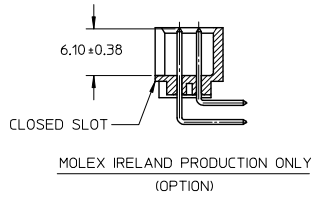
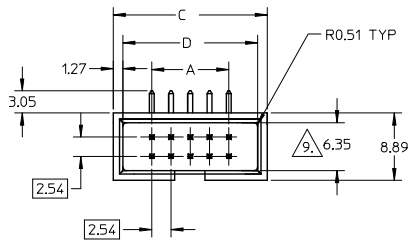
Click to view price, real time Inventory, Delivery & Lifecycle Information:

[Molex Connector Corporation](#)
[70247-2052](#)

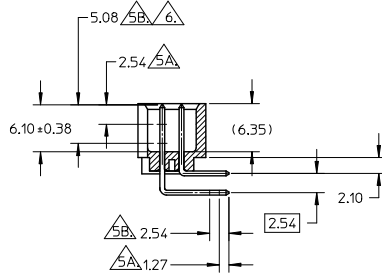
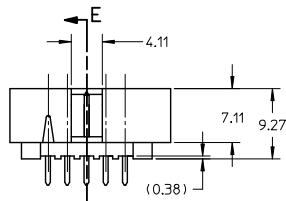
For any questions, you can email us directly:

sales@integrated-circuit.com

10 9 8 7 6 5 4 3 2 1

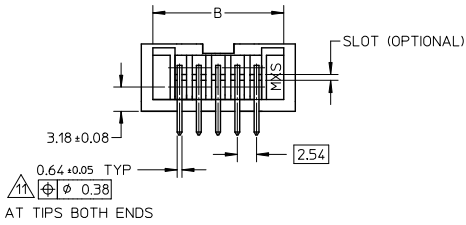


RECOMMENDED PCB HOLE LAYOUT



SECTION E-E

LEGEND:
70247 - * * * *
CKT SIZE
PLATING OPT.



UPDATE AND REDIMENSIONS: EC NO: S2013-0606 DRAWN BY: 2013/03/07 CHKD: SKANG 2013/03/13 APPR: MLONG 2013/03/13 REV: J2	QUALITY SYMBOLS	GENERAL TOLERANCES (UNLESS SPECIFIED)		DIMENSION STYLE MM ONLY		SCALE NTS	DESIGN UNITS METRIC	THIRD ANGLE PROJECTION
	▽=0	4 PLACES	± ---	± ---	DRAWN BY	DATE	TITLE	
	▽=0	3 PLACES	± ---	± ---	JENNIFER	1987/09/21	C-GRID, SHROUDED HEADER R/A (SLOTTED W/O STANDOFFS)	
	▽=0	2 PLACES	± 0.20	± ---	CHECKED BY	DATE		
	1 PLACE	± ---	± ---	MLAI	1987/09/21			
		ANGULAR ± 3 °		APPROVED BY	DATE			
		DRAFT WHERE APPLICABLE MUST REMAIN WITHIN DIMENSIONS		MLONG	2011/12/07			
				MATERIAL NO.	SEE DATA	DOCUMENT NO.	SDA-70247-**00-04	SHEET NO. 1 OF 2
				SIZE	A3	THIS DRAWING CONTAINS INFORMATION THAT IS PROPRIETARY TO MOLEX INCORPORATED AND SHOULD NOT BE USED WITHOUT WRITTEN PERMISSION		

9 8 7 6 5 4 3 2 1

10	9	8	7	6	5	4	3	2	1
----	---	---	---	---	---	---	---	---	---

NOTES:

- PIN PUSHOUT FORCE (.9072KG)/2LBS MIN.
- PIN SOLDERABILITY PER MOLEX SPEC. ES-152.
- PRODUCT SPEC: PS-70246-100 APPLIES.
- WAFER TO BE FLAT WITHIN .003 MM/MM.
- DIMENSIONS FOR PLATING LOCATION:

MEASURE POINT FOR THICKNESS

MINIMUM COVERAGE

GOLD END OF PIN UNLESS OVERALL PLATED.

FINISH: - 51 : 15 MICRO INCHES MIN GOLD PLATE ON CONTACT AND 75 MICRO INCHES MIN TIN PLATE ON SOLDER TAIL BOTH OVER 50 MICRO INCHES MIN NICKEL OVERALL.

- 52 : 30 MICRO INCHES MIN GOLD PLATE ON CONTACT AND 75 MICRO INCHES MIN TIN PLATE ON SOLDER TAIL BOTH OVER 50 MICRO INCHES MIN NICKEL OVERALL.

- 54 : 5 MICRO INCHES MIN GOLD PLATE ON CONTACT AND 75 MICRO INCHES MIN TIN PLATE ON SOLDER TAIL. BOTH OVER 50 MICRO INCHES MIN NICKEL OVERALL.

CHECK WITH SALES OFFICE FOR AVAILABILITY.

DIM AT THE CENTRE OF THE SHROUDED WALL SHALL BE 5.91MM MIN. THIS SPEC IS VALID FOR ALL CKT SIZE.

10. MATERIAL:
HSG: PBT, GLASS FILLED, UL94V-0, COLOUR: BLACK
PIN: 0.64MM SQ. PIN PHOSPHOR BRONZE.

SOLDER TAIL POSITION TOLERANCE TO BE GAUGED.

PART NUMBER	CKT SIZE	DIM A	DIM B	DIM C	DIM D
70247-08**	08	7.62	14.73	17.78	15.24
70247-10**	10	10.16	17.27	20.32	17.78
70247-12**	12	12.70	19.81	22.86	20.32
70247-14**	14	15.24	22.35	25.40	22.86
70247-16**	16	17.78	24.89	27.94	25.40
70247-20**	20	22.86	29.97	33.02	30.48
70247-24**	24	27.94	35.05	38.10	35.56
70247-26**	26	30.48	37.59	40.64	38.10
70247-30**	30	35.56	42.67	45.72	43.18
70247-34**	34	40.64	47.75	50.80	48.26
70247-40**	40	48.26	55.37	58.42	55.88
70247-44**	44	53.34	60.45	63.50	60.96
70247-48**	48	58.42	65.53	68.58	66.04
70247-50**	50	60.96	68.07	71.12	68.58
70247-56**	56	68.58	75.69	78.74	76.20
70247-60**	60	73.66	80.77	83.82	81.28
70247-64**	64	78.74	85.85	88.90	86.36
70247-72**	72	88.90	96.01	99.06	96.52

UPDATE AND REDIMENSIONS: EC NO: S2013-0606 DRAWN BY: JENNIFER CHKD: SKANG APPR: MLONG 2013/03/07 2013/03/13 2013/03/13	DESCRIPTION REV J2	QUALITY SYMBOLS	GENERAL TOLERANCES (UNLESS SPECIFIED)	DIMENSION STYLE	SCALE	DESIGN UNITS	THIRD ANGLE PROJECTION		
		$\sqrt{\text{A}}=0$ $\sqrt{\text{B}}=0$ $\sqrt{\text{C}}=0$	mm INCH 4 PLACES ± --- ± --- 3 PLACES ± --- ± --- 2 PLACES ± 0.20 ± --- 1 PLACE ± --- ± --- ANGULAR ± 3 °	MM ONLY	NTS	METRIC	DRAWN BY: JENNIFER DATE: 1987/09/21 CHECKED BY: MLAI DATE: 1987/09/21 APPROVED BY: MLONG DATE: 2011/12/07	TITLE: C-GRID, SHROUDED HEADER R/A (SLOTTED W/O STANDOFFS) MOLEX INCORPORATED	MATERIAL NO. SEE DATA DOCUMENT NO. SDA-70247-**-00-04 SHEET NO. 2 OF 2
		DRAFT WHERE APPLICABLE MUST REMAIN WITHIN DIMENSIONS		THIS DRAWING CONTAINS INFORMATION THAT IS PROPRIETARY TO MOLEX INCORPORATED AND SHOULD NOT BE USED WITHOUT WRITTEN PERMISSION					

10	9	8	7	6	5	4	3	2	1
----	---	---	---	---	---	---	---	---	---