

## Excellent Integrated System Limited

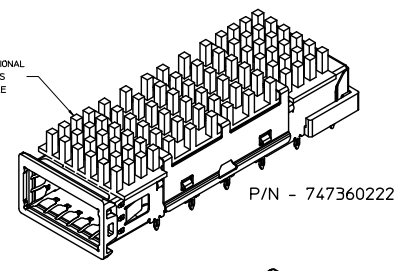
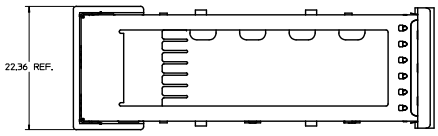
Stocking Distributor

Click to view price, real time Inventory, Delivery & Lifecycle Information:

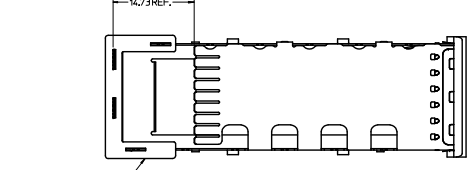
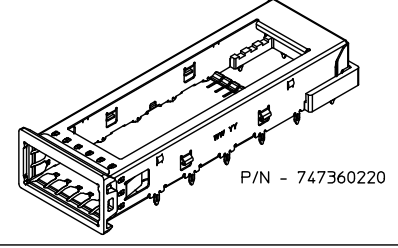
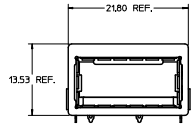
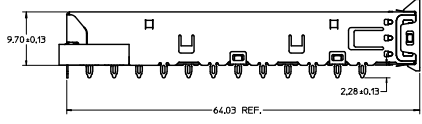
[Molex Connector Corporation](#)  
[74736-0220](#)

For any questions, you can email us directly:  
[sales@integrated-circuit.com](mailto:sales@integrated-circuit.com)

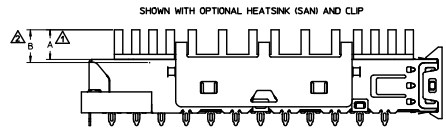
20 19 18 17 16 15 14 13 12 11 10 9 8 7 6 5 4 3 2 1



HEATSINK AND CLIP ARE OPTIONAL  
SEE CHART FOR HEATSINK OPTIONS  
CUSTOM HEATSINKS ARE AVAILABLE



PART NUMBER FOR XFP CAGE ASSEMBLY & PARTS					
P/N	DIM A	DIM B	DESCRIPTION	POWER LEVEL	THERMAL RESISTANCE @200 LFH
747360220	N/A	N/A	XFP CAGE WITH NO HEATSINK OR CLIP	N/A	N/A
747360221	4.0	4.2	XFP CAGE WITH PCI HEATSINK	UP TO 1.5W	<18.0 C/W
747360222	6.3	6.5	XFP CAGE WITH SAN HEATSINK (SHOWN)	UP TO 2.5W	<11.5 C/W
747360223	13.3	13.5	XFP CAGE WITH TALL HEATSINK	UP TO 3.5W	<8.0 C/W
747360230	N/A	N/A	HEATSINK CLIP ONLY	N/A	N/A
747360240	N/A	N/A	PCI HEATSINK ONLY	UP TO 1.5W	<18.0 C/W
747360241	N/A	N/A	SAN HEATSINK ONLY	UP TO 2.5W	<11.5 C/W
747360242	N/A	N/A	TALL HEATSINK ONLY	UP TO 3.5W	<8.0 C/W



△ MAXIMUM HEIGHT OF HEATSINK WITH MODULE INSERTED  
△ OVERALL HEIGHT OF HEATSINK  
3. OTHER HEATSINK DESIGNS ARE AVAILABLE INCLUDING CUSTOM DESIGNS

<b>SEE REVISION TABLE</b> EC NO. C74736-0220-006 2015/11/05 CHEN WANG 2015/11/05 APPROVED 2015/11/05 G	QUALITY SYMBOLS	GENERAL TOLERANCES (UNLESS SPECIFIED)	DIMENSION STYLE	SCALE	DESIGN UNITS	THIRD ANGLE PROJECTION
	▽=0	mm INCH	MM ONLY	3:1	METRIC	☉
	▽=0	4 PLACES ± --- ± ---	DRAWN BY	DATE	TITLE	
	▽=0	3 PLACES ± --- ± ---	KILLOYD	2004/05/14	XFP CAGE ASSEMBLY	
	2 PLACES ± 0.10 ± ---	CHECKED BY	DATE			
	1 PLACE ± 0.25 ± ---	APPROVED BY	DATE			
	0 PLACE ± ±	MAHMOOD	2010/11/09			
	ANGULAR ± 1 0	MATERIAL NO.				
	DRAFT WHERE APPLICABLE MUST REMAIN WITHIN DIMENSIONS	SEE CHART				
	SIZE D	THIS DRAWING CONTAINS INFORMATION THAT IS PROPRIETARY TO MOLEX INCORPORATED AND SHOULD NOT BE USED WITHOUT WRITTEN PERMISSION				
				DOCUMENT NO.		
				SD-74736-220		
					SHEET NO. 1 OF 3	

Rev. 0 2015/07/11 19 18 17 16 15 14 13 12 11 10 9 8 7 6 5 4 3 2 1



DATE	REV	DESCRIPTION
2015/11/05	G	SHEET 1: H15: CHANGED DIM 2.28 REF. TO DIM 2.28 +/-0.13. H19: CHANGED DIM 9.70 REF. TO DIM 9.70 +/-0.13.

SEE REVISION TABLE EC NO. C16204-926 DRAWN BY: 2015/11/05 G CHECKED BY: 2015/11/05 APPROVED BY: 2015/11/05 REV:	QUALITY SYMBOLS	GENERAL TOLERANCES (UNLESS SPECIFIED)	DRIMENSION STYLE	SCALE	DESIGN UNITS	THIRD ANGLE PROJECTION
	▽=0	mm INCH	MM ONLY	1:1	METRIC	☉
	▽=0	4 PLACES ± --- ± --- 3 PLACES ± --- ± --- 2 PLACES ± 0.10 ± --- 1 PLACE ± 0.25 ± --- 0 PLACE ± ±	DRAWN BY DATE KILLOYD 2004/05/14 CHECKED BY DATE BRUSSELL 2004/08/05 APPROVED BY DATE RAHMOOD 2010/11/09	TITLE XFP CAGE ASSEMBLY	DOCUMENT NO. <b>molex</b>	SHEET NO. 3 OF 3
	▽=0	ANGULAR ± 1 ° DRAFT WHERE APPLICABLE MUST REMAIN WITHIN DIMENSIONS	PATERIC NO. SEE SHEET 1	INCORPORATED AND SHOULD NOT BE USED WITHOUT WRITTEN PERMISSION		