

Excellent Integrated System Limited

Stocking Distributor

Click to view price, real time Inventory, Delivery & Lifecycle Information:

[Sullins Connector Solutions](#)
[RBE35DHAS](#)

For any questions, you can email us directly:

sales@integrated-circuit.com


SULLINS®

**.039" [1.00mm] Contact Centers,
Right Angle Dip Solder**

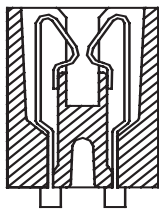
EDGE CARDS

FEATURES

- * Accommodates .062 ± .008" PC board
- * PA9T or PPS insulator
- * Molded-in key available
- * High reliability/high cycle hairpin bellows contact
- * 1 amp current rating
- * 150 grams normal force minimum

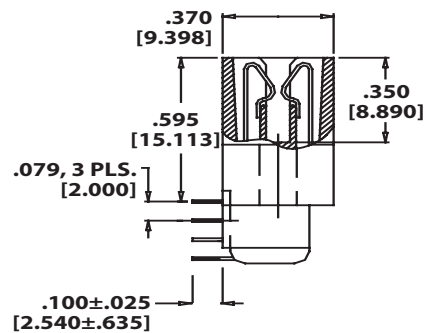


READOUT

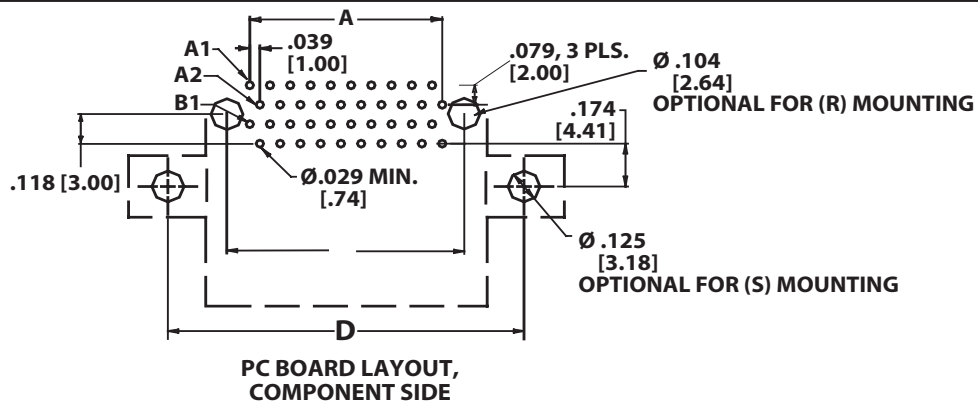


DUAL (D)

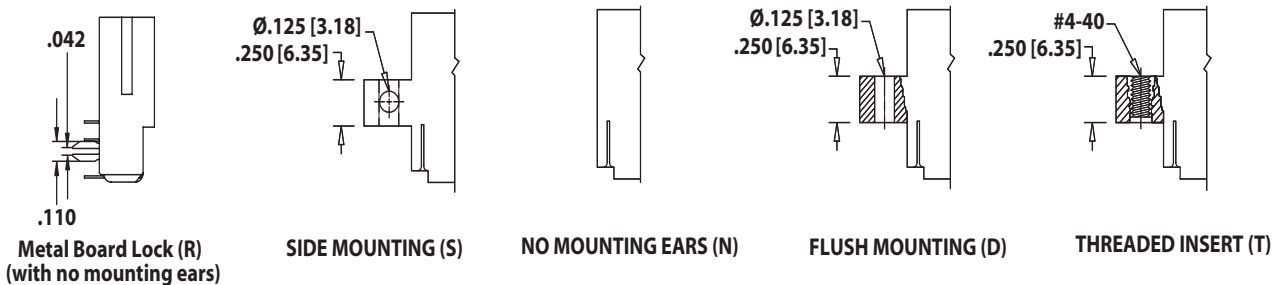
TERMINATION TYPE



PCB LAYOUT



MOUNTING STYLE



SULLINS®

.039" [1.00mm] Contact Centers, Right Angle Dip Solder

PART NUMBER CODING **

MATERIALS (INSULATOR/CONTACT)

- R = PPS/Phosphor Bronze
- A = PPS/Beryllium Copper
- G = PA9T/Phosphor Bronze
- J = PA9T/Beryllium Copper

CONTACT FINISH (All platings have .000050" Nickel underplate)

Contact Surface Termination

- B = .000010" Gold .000100" Pure Tin, Matte‡
- C = .000030" Gold .000100" Pure Tin, Matte‡
- ‡ = Lead Free Plating, RoHS COMPLIANT

CONTACT CENTERS

E = .039" [1 mm]

MODIFICATION CODE (Consult Factory)

OMIT FOR STANDARD

MOUNTING STYLE (Opposite Page)

- D = Flush Mounting
- N = No Mounting
- R = Metal Board Lock
- S = Side Mounting
- T = Flush Mounting with Threaded Insert

TERMINATION TYPE (Opposite Page)

HA = Staggered Dip Solder, Right Angle

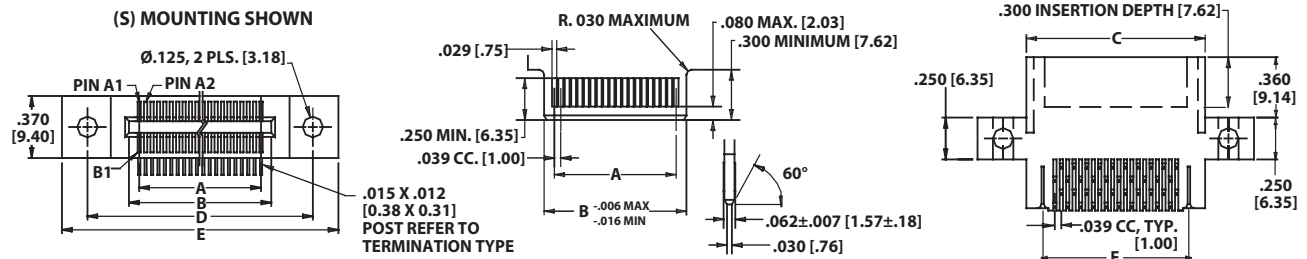
READOUT (Opposite Page)

D = Dual

NUMBER OF CONTACT POSITIONS

02 Thru 50

DIMENSIONS (Dimensions in [] are in Millimeters, all others are in inches)



POSITIONS/ CONTACTS	INCHES						MILLIMETERS					
	A	B	C	D	E	F	A	B	C	D	E	F
	±.005	±.005	±.015	±.010	±.020	±.010	±.13	±.13	±.38	±.25	±.51	±.25
2/4*	0.039	0.170	0.389	0.675	0.989	0.289	1.00	4.32	9.89	17.15	25.13	7.35
3/6*	0.079	0.210	0.429	0.715	1.029	0.329	2.00	5.32	10.89	18.15	26.13	8.35
4/8*	0.118	0.249	0.468	0.754	1.068	0.368	3.00	6.32	11.89	19.15	27.13	9.35
5/10	0.157	0.288	0.507	0.793	1.107	0.407	4.00	7.32	12.89	20.15	28.13	10.35
6/12	0.197	0.328	0.547	0.833	1.147	0.447	5.00	8.32	13.89	21.15	29.13	11.35
7/14	0.236	0.367	0.586	0.872	1.186	0.486	6.00	9.32	14.89	22.15	30.13	12.35
8/16	0.276	0.407	0.626	0.912	1.226	0.526	7.00	10.32	15.89	23.15	31.13	13.35
9/18	0.315	0.446	0.665	0.951	1.265	0.565	8.00	11.32	16.89	24.15	32.13	14.35
10/20	0.354	0.485	0.704	0.990	1.304	0.604	9.00	12.32	17.89	25.15	33.13	15.35
11/22	0.394	0.525	0.744	1.030	1.344	0.644	10.00	13.32	18.89	26.15	34.13	16.35
12/24	0.433	0.564	0.783	1.069	1.383	0.683	11.00	14.32	19.89	27.15	35.13	17.35
13/26	0.472	0.603	0.822	1.108	1.422	0.722	12.00	15.32	20.89	28.15	36.13	18.35
14/28	0.512	0.643	0.862	1.148	1.462	0.762	13.00	16.32	21.89	29.15	37.13	19.35
15/30	0.551	0.682	0.901	1.187	1.501	0.801	14.00	17.32	22.89	30.15	38.13	20.35
16/32	0.591	0.722	0.941	1.227	1.541	0.841	15.00	18.32	23.89	31.15	39.13	21.35
17/34	0.630	0.761	0.980	1.266	1.580	0.880	16.00	19.32	24.89	32.15	40.13	22.35
18/36	0.669	0.800	1.019	1.305	1.619	0.919	17.00	20.32	25.89	33.15	41.13	23.35
19/38	0.709	0.840	1.059	1.345	1.659	0.959	18.00	21.32	26.89	34.15	42.13	24.35
20/40	0.748	0.879	1.098	1.384	1.698	0.998	19.00	22.32	27.89	35.15	43.13	25.35
21/42	0.787	0.918	1.137	1.423	1.737	1.037	20.00	23.32	28.89	36.15	44.13	26.35
22/44	0.827	0.958	1.177	1.463	1.777	1.077	21.00	24.32	29.89	37.15	45.13	27.35
23/46	0.866	0.997	1.216	1.502	1.816	1.116	22.00	25.32	30.89	38.15	46.13	28.35
24/48	0.906	1.037	1.256	1.542	1.856	1.156	23.00	26.32	31.89	39.15	47.13	29.35
25/50	0.945	1.076	1.295	1.581	1.895	1.195	24.00	27.32	32.89	40.15	48.13	30.35
26/52	0.984	1.115	1.334	1.620	1.934	1.234	25.00	28.32	33.89	41.15	49.13	31.35
27/54	1.024	1.155	1.374	1.660	1.974	1.274	26.00	29.32	34.89	42.15	50.13	32.35
28/56	1.063	1.194	1.413	1.699	2.013	1.313	27.00	30.32	35.89	43.15	51.13	33.35
29/58	1.102	1.233	1.452	1.738	2.052	1.352	28.00	31.32	36.89	44.15	52.13	34.35
30/60	1.142	1.273	1.492	1.778	2.092	1.392	29.00	32.32	37.89	45.15	53.13	35.35
31/62	1.181	1.312	1.531	1.817	2.131	1.431	30.00	33.32	38.89	46.15	54.13	36.35
32/64	1.220	1.351	1.570	1.856	2.170	1.470	31.00	34.32	39.89	47.15	55.13	37.35
33/66	1.260	1.391	1.610	1.896	2.210	1.510	32.00	35.32	40.89	48.15	56.13	38.35
34/68	1.299	1.430	1.649	1.935	2.249	1.549	33.00	36.32	41.89	49.15	57.13	39.35
35/70	1.339	1.470	1.689	1.975	2.289	1.589	34.00	37.32	42.89	50.15	58.13	40.35
36/72	1.378	1.509	1.728	2.014	2.328	1.628	35.00	38.32	43.89	51.15	59.13	41.35
37/74	1.417	1.548	1.767	2.053	2.367	1.667	36.00	39.32	44.89	52.15	60.13	42.35
38/76	1.457	1.588	1.807	2.093	2.407	1.707	37.00	40.32	45.89	53.15	61.13	43.35
39/78	1.496	1.627	1.846	2.132	2.446	1.746	38.00	41.32	46.89	54.15	62.13	44.35
40/80	1.535	1.666	1.885	2.171	2.485	1.785	39.00	42.32	47.89	55.15	63.13	45.35
41/82	1.575	1.706	1.925	2.211	2.525	1.825	40.00	43.32	48.89	56.15	64.13	46.35
42/84	1.614	1.745	1.964	2.250	2.564	1.864	41.00	44.32	49.89	57.15	65.13	47.35
43/86	1.654	1.785	2.004	2.290	2.604	1.904	42.00	45.32	50.89	58.15	66.13	48.35
44/88	1.693	1.824	2.043	2.329	2.643	1.943	43.00	46.32	51.89	59.15	67.13	49.35
45/90	1.732	1.863	2.082	2.368	2.682	1.982	44.00	47.32	52.89	60.15	68.13	50.35
46/92	1.772	1.903	2.122	2.408	2.722	2.022	45.00	48.32	53.89	61.15	69.13	51.35
47/94	1.811	1.942	2.161	2.447	2.761	2.061	46.00	49.32	54.89	62.15	70.13	52.35
48/96	1.850	1.981	2.200	2.486	2.800	2.100	47.00	50.32	55.89	63.15	71.13	53.35
49/98	1.890	2.021	2.240	2.526	2.840	2.140	48.00	51.32	56.89	64.15	72.13	54.35
50/100	1.929	2.060	2.279	2.565	2.879	2.179	49.00	52.32	57.89	65.15	73.13	55.35

* Consult Factory

** For complete part number add termination type and mounting style from Part Number Coding (e.g. RBE40DHAD)