

Excellent Integrated System Limited

Stocking Distributor

Click to view price, real time Inventory, Delivery & Lifecycle Information:

[RFMD](#)

[SGA-5289](#)

For any questions, you can email us directly:

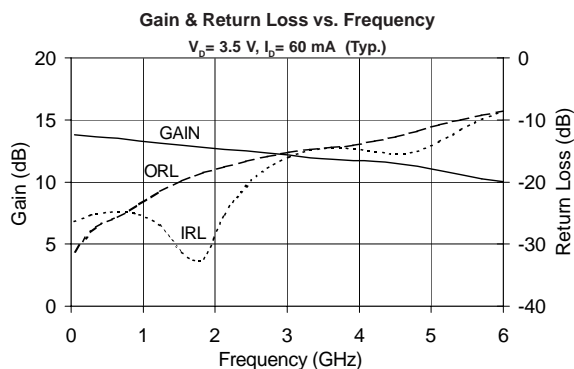
sales@integrated-circuit.com



Product Description

The SGA-5289 is a high performance SiGe HBT MMIC Amplifier. A Darlington configuration featuring 1 micron emitters provides high F_T and excellent thermal performance. The heterojunction increases breakdown voltage and minimizes leakage current between junctions. Cancellation of emitter junction non-linearities results in higher suppression of intermodulation products. Only 2 DC-blocking capacitors, a bias resistor and an optional RF choke are required for operation.

The matte tin finish on Sirenza's lead-free package utilizes a post annealing process to mitigate tin whisker formation and is RoHS compliant per EU Directive 2002/95. This package is also manufactured with green molding compounds that contain no antimony trioxide nor halogenated fire retardants.



Symbol	Parameter	Units	Frequency	Min.	Typ.	Max.
G	Small Signal Gain	dB	850 MHz	12.1	13.4	14.7
		dB	1950 MHz			
		dB	2400 MHz			
P_{1dB}	Output Power at 1dB Compression	dBm	850 MHz		15.8	
		dBm	1950 MHz			
OIP ₃	Output Third Order Intercept Point	dBm	850 MHz		31.8	
		dBm	1950 MHz			
Bandwidth	Determined by Return Loss (>10dB)	MHz			5000	
IRL	Input Return Loss	dB	1950 MHz		29.2	
ORL	Output Return Loss	dB	1950 MHz		18.1	
NF	Noise Figure	dB	1950 MHz		3.8	
V_D	Device Operating Voltage	V		3.1	3.5	3.9
I_D	Device Operating Current	mA		54	60	66
R_{TH} j-l	Thermal Resistance (junction to lead)	°C/W			97	
Test Conditions:		$V_S = 8 V$	$I_D = 60 mA$ Typ.	OIP ₃ Tone Spacing = 1 MHz, Pout per tone = -5 dBm		
		$R_{BIAS} = 75 Ohms$	$T_L = 25°C$	$Z_S = Z_L = 50 Ohms$		

The information provided herein is believed to be reliable at press time. Sirenza Microdevices assumes no responsibility for inaccuracies or omissions. Sirenza Microdevices assumes no responsibility for the use of this information, and all such information shall be entirely at the user's own risk. Prices and specifications are subject to change without notice. No patent rights or licenses to any of the circuits described herein are implied or granted to any third party. Sirenza Microdevices does not authorize or warrant any Sirenza Microdevices product for use in life-support devices and/or systems. Copyright 2001 Sirenza Microdevices, Inc.. All worldwide rights reserved.

SGA-5289

SGA-5289Z RoHS Compliant & Green Package

DC-5000 MHz, Cascadable SiGe HBT MMIC Amplifier



Product Features

- Now available in Lead Free, RoHS Compliant, & Green Packaging
- High Gain : 12.7 dB at 1950 MHz
- Cascadable 50 Ohm
- Operates From Single Supply
- Low Thermal Resistance Package

Applications

- PA Driver Amplifier
- Cellular, PCS, GSM, UMTS
- IF Amplifier
- Wireless Data, Satellite

SGA-5289 DC-5000 GHz Cascadable MMIC Amplifier

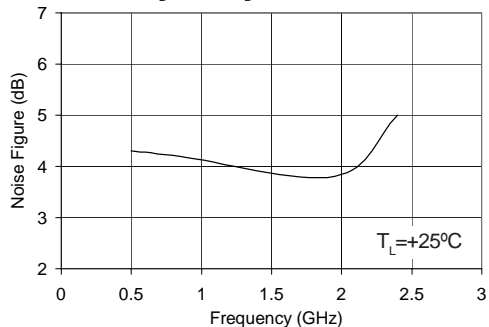
Typical RF Performance at Key Operating Frequencies

Symbol	Parameter	Unit	Frequency (MHz)					
			100	500	850	1950	2400	3500
G	Small Signal Gain	dB	13.8	13.6	13.4	12.7	12.5	11.9
OIP ₃	Output Third Order Intercept Point	dBm		32.1	31.8	28.1	26.3	
P _{1dB}	Output Power at 1dB Compression	dBm		16.0	15.8	14.4	13.6	
IRL	Input Return Loss	dB	26.8	24.8	25.1	29.2	21.1	14.6
ORL	Output Return Loss	dB	29.5	26.4	24.1	18.1	16.7	14.5
S ₁₂	Reverse Isolation	dB	18.3	18.3	18.5	19.5	19.7	20.0
NF	Noise Figure	dB		4.3	4.2	3.8	5.0	

Test Conditions: V_S = 8 V, I_D = 60 mA Typ., OIP₃ Tone Spacing = 1 MHz, P_{out} per tone = -5 dBm
 R_{BIAS} = 75 Ohms, T_L = 25°C, Z_S = Z_L = 50 Ohms

Noise Figure vs. Frequency

V_D = 3.5 V, I_D = 60 mA (Typ.)



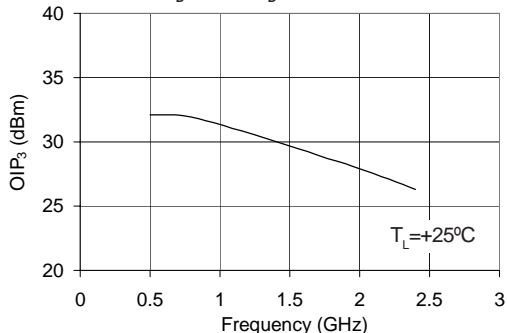
Absolute Maximum Ratings

Parameter	Absolute Limit
Max. Device Current (I _D)	120 mA
Max. Device Voltage (V _D)	5 V
Max. RF Input Power	+16 dBm
Max. Junction Temp. (T _J)	+150°C
Operating Temp. Range (T _L)	-40°C to +85°C
Max. Storage Temp.	+150°C

Operation of this device beyond any one of these limits may cause permanent damage. For reliable continuous operation, the device voltage and current must not exceed the maximum operating values specified in the table on page one.
 Bias Conditions should also satisfy the following expression:
 $I_D V_D < (T_J - T_L) / R_{TH} j-1$

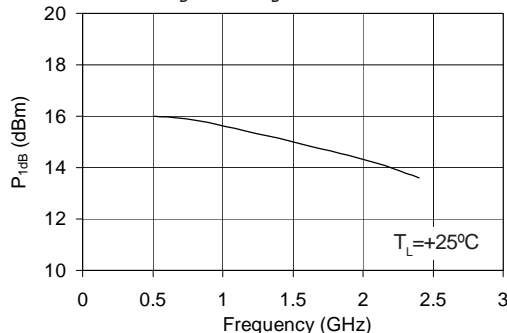
OIP₃ vs. Frequency

V_D = 3.5 V, I_D = 60 mA (Typ.)



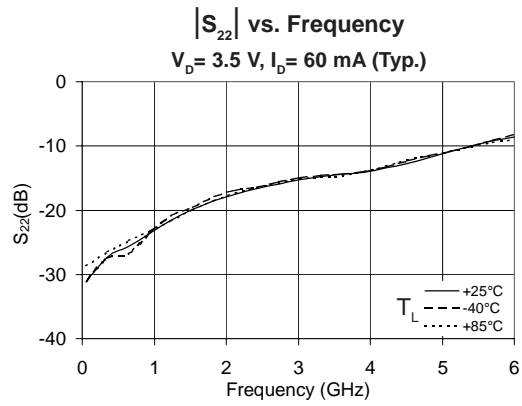
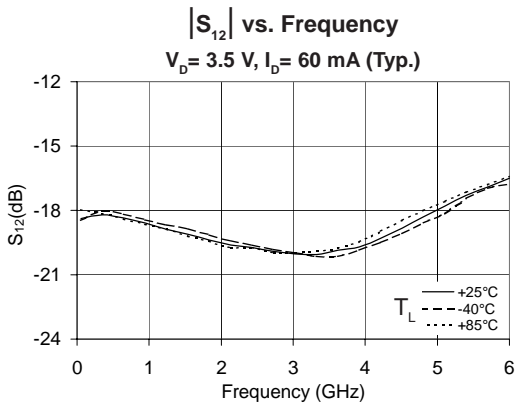
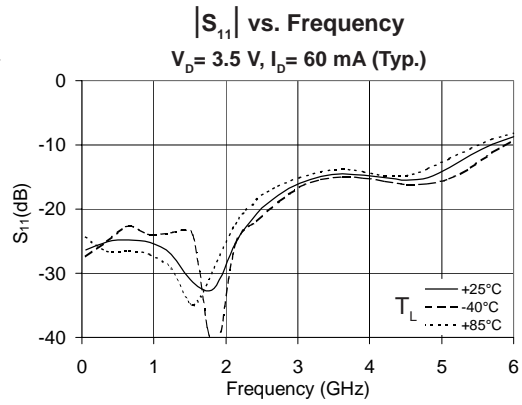
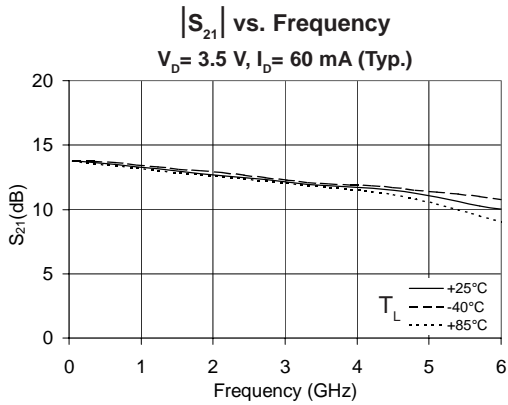
P_{1dB} vs. Frequency

V_D = 3.5 V, I_D = 60 mA (Typ.)





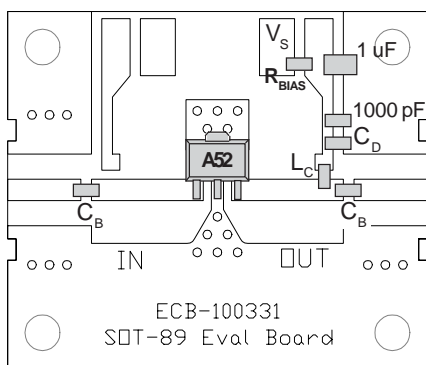
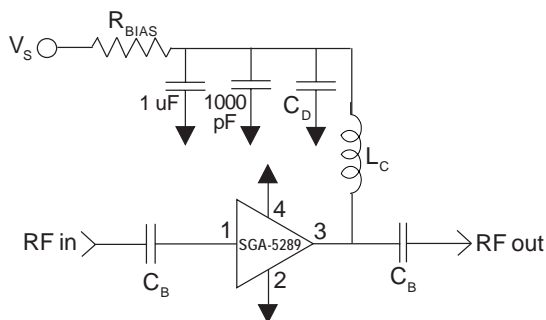
SGA-5289 DC-5000 GHz Cascadable MMIC Amplifier



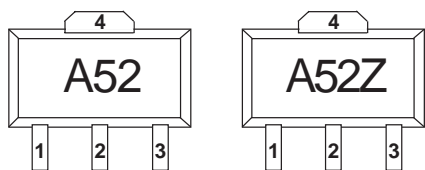
NOTE: Full S-parameter data available at www.sirenza.com

SGA-5289 DC-5000 GHz Cascadable MMIC Amplifier

Basic Application Circuit



Part Identification Marking



Caution: ESD sensitive
 Appropriate precautions in handling, packaging and testing devices must be observed.

**See Application Note AN-075
 for Package Outline Drawing**

Application Circuit Element Values

Reference Designator	Frequency (Mhz)				
	500	850	1950	2400	3500
C _B	220 pF	100 pF	68 pF	56 pF	39 pF
C _D	100 pF	68 pF	22 pF	22 pF	15 pF
L _C	68 nH	33 nH	22 nH	18 nH	15 nH

Recommended Bias Resistor Values for I_b=60mA

$$R_{BIAS} = (V_S - V_D) / I_D$$

Supply Voltage(V _S)	6 V	8 V	10 V	12 V
R _{BIAS}	43 Ω	75 Ω	110 Ω	150 Ω

Note: R_{BIAS} provides DC bias stability over temperature.

Mounting Instructions

1. Solder the copper pad on the backside of the device package to the ground plane.
2. Use a large ground pad area with many plated through-holes as shown.
3. We recommend 1 or 2 ounce copper. Measurement for this data sheet were made on a 31 mil thick FR-4 board with 1 ounce copper on both sides.

Pin #	Function	Description
1	RF IN	RF input pin. This pin requires the use of an external DC blocking capacitor chosen for the frequency of operation.
2, 4	GND	Connection to ground. Use via holes for best performance to reduce lead inductance as close to ground leads as possible.
3	RF OUT/BIAS	RF output and bias pin. DC voltage is present on this pin, therefore a DC blocking capacitor is necessary for proper operation.

Part Number Ordering Information

Part Number	Reel Size	Devices/Reel
SGA-5289	13"	3000
SGA-5289Z	13"	3000