

## **Excellent Integrated System Limited**

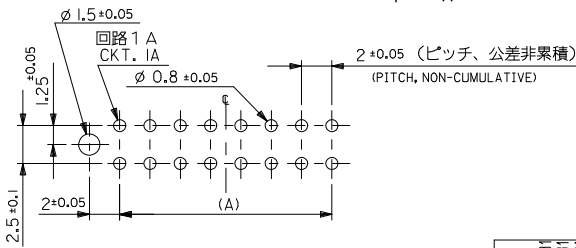
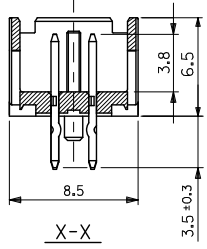
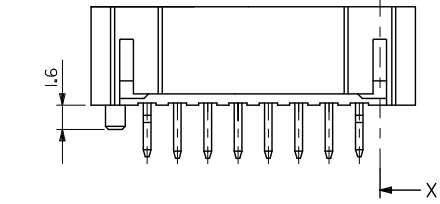
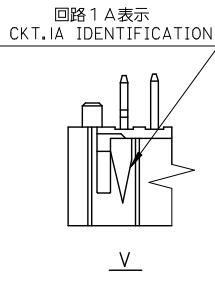
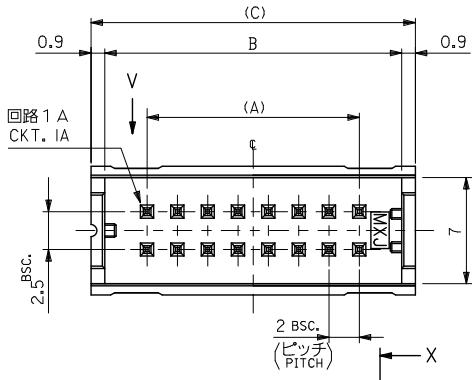
Stocking Distributor

Click to view price, real time Inventory, Delivery & Lifecycle Information:

[Molex Connector Corporation](#)  
[53313-2265](#)

For any questions, you can email us directly:  
[sales@integrated-circuit.com](mailto:sales@integrated-circuit.com)

10 9 8 7 6 5 4 3 2 1



基板取付穴推奨寸法 (参考)  
RECOMMENDED PCB HOLE DIM.(REF.)

MATERIAL  
材料 注記参照  
SEE NOTES

注記  
NOTES

1. 材料 :  
MATERIALS:  
ウエハー : ホリアミド、ガラス充填、UL94V-0、色 : グレー  
WAFER : PA, GLASS FILLED, UL94V-0, COLOR: GRAY  
ピン : 黄銅、スズメッキ  
PIN : BRASS, PRE-TINNED
2. 適合メスコネクター : 51089-\*\*\*5, 52478-\*\*\*15, 52484-\*\*\*15  
MATING CONNECTOR  
適合クリップ : 51094-\*\*\*00  
MATING CLIP
3. 推奨基板厚 :  
RECOMMENDED PCB THICKNESS : t
4. メッキ仕様  
TERMINAL PLATING  
表面メッキ : スズメッキ 14μm MIN.  
SURFACE PLATE : TIN 14μm MIN.  
下地メッキ : ニッケルメッキ 0.5μm MIN.  
UNDER PLATE : NICKEL 0.5μm MIN.
5. ELV AND ROHS COMPLIANT.

無鉛  
LEAD FREE

|      |      |    |              |      |
|------|------|----|--------------|------|
| 65.4 | 63.6 | 58 | 53313-6065   | 60   |
| 55.4 | 53.6 | 48 | -5065        | 50   |
| 45.4 | 43.6 | 38 | -4065        | 40   |
| 39.4 | 37.6 | 32 | -3465        | 34   |
| 35.4 | 33.6 | 28 | -3065        | 30   |
| 33.4 | 31.6 | 26 | -2865        | 28   |
| 31.4 | 29.6 | 24 | -2665        | 26   |
| 29.4 | 27.6 | 22 | -2465        | 24   |
| 27.4 | 25.6 | 20 | -2265        | 22   |
| 25.4 | 23.6 | 18 | -2065        | 20   |
| 23.4 | 21.6 | 16 | -1865        | 18   |
| 21.4 | 19.6 | 14 | -1665        | 16   |
| 19.4 | 17.6 | 12 | -1465        | 14   |
| 17.4 | 15.6 | 10 | -1265        | 12   |
| 15.4 | 13.6 | 8  | -1065        | 10   |
| 13.4 | 11.6 | 6  | -0865        | 8    |
| 11.4 | 9.6  | 4  | 53313-0665   | 6    |
| (C)  | B    | A  | TRAY PACKAGE | CKT. |
|      |      |    | ORDER NO.    |      |

|  |  |  |                            |                           |  |                        |                           |
|--|--|--|----------------------------|---------------------------|--|------------------------|---------------------------|
| REVISED<br>EC NO. J2010-0349<br>DRAWN BY<br>CHIKIDAKAWA<br>APPROVAL BY<br>MURAKITA   | GENERAL TOLERANCES<br>(UNLESS SPECIFIED) |  | DIMENSION STYLE<br>MM ONLY |                           | SCALE<br>4:1                                 | DESIGN UNITS<br>METRIC | THIRD ANGLE<br>PROJECTION |
|  | 10 UNDER                                 | ± 0.2  | DRAWN BY<br>A. IDA         | DATE<br>2003/05/07        | TITLE<br>2.0 W/B DUAL ROW S/T<br>HEADER ASSY |                        |                           |
|  | 10 OVER 30 UNDER                         | ± 0.25   | CHECKED BY<br>J. MIYAZAWA  | DATE<br>2003/05/07        | MOLEX INCORPORATED                           |                        |                           |
|  | 30 OVER                                  | ± 0.3  | APPROVED BY<br>Y. ITO      | DATE<br>2003/05/07        | DOCUMENT NO.<br>SD-53313-002                 |                        |                           |
| ANGULAR ± 3 °  |  | DRAFT WHERE APPLICABLE<br>MUST REMAIN<br>WITHIN DIMENSIONS |                            | MATERIAL NO.<br>SEE CHART |  | SHEET NO.<br>1 OF 1    |                           |
| THIS DRAWING CONTAINS INFORMATION THAT IS PROPRIETARY TO MOLEX<br>INCORPORATED AND SHOULD NOT BE USED WITHOUT WRITTEN PERMISSION |  |  |                            |                           |  |                        |                           |