

Excellent Integrated System Limited

Stocking Distributor

Click to view price, real time Inventory, Delivery & Lifecycle Information:

[CUI Inc.](#)
[MD-30J](#)

For any questions, you can email us directly:

sales@integrated-circuit.com



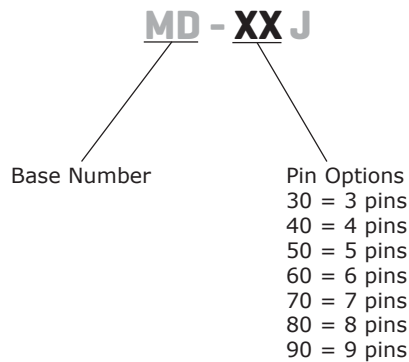
SERIES: MD-XXJ | **DESCRIPTION:** MINI DIN CONNECTOR

FEATURES

- recessed face
- includes strain relief



PART NUMBER KEY



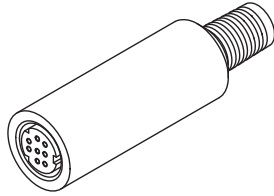
SPECIFICATIONS

parameter	conditions/description	min	typ	max	units
rated input voltage			100 12		Vac Vdc
rated input current	at 100 Vac at 12 Vdc			1 2	A A
contact resistance				30	mΩ
insulation resistance	at 250 Vdc	50			MΩ
voltage withstand	for 1 minute			250	Vac
insertion force				4.5	kg
withdrawl force		0.9		3	kg
operating temperature		-20		105	°C
life			5,000		cycles

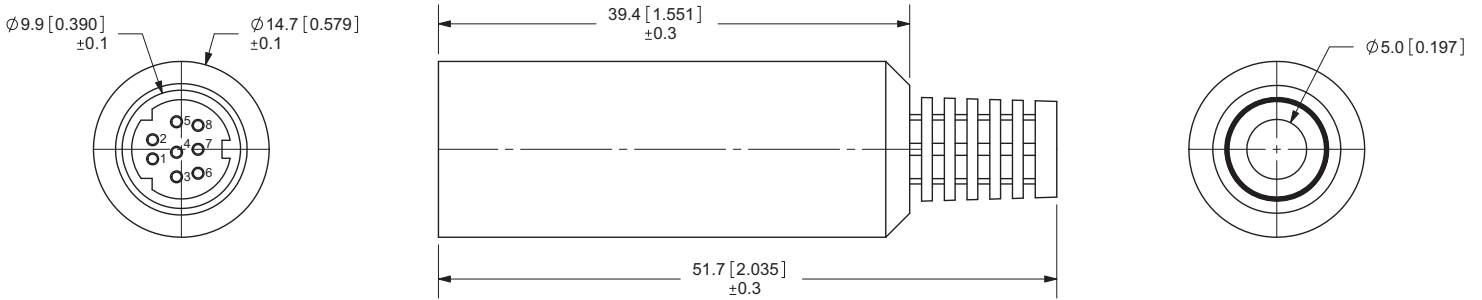
MECHANICAL DRAWINGS

units: mm[inches]

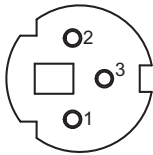
TOLERANCE: ±0.1mm



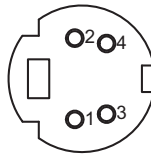
	MATERIAL	PLATING
shell	copper	nickel
pin contacts (1~9)	brass	silver
insulator	Nylon6+glass fiber	
boot	PE + 2L	
hood	HIPS (PH-88)	
hood (MD-90J)	ABS (PA-757)	



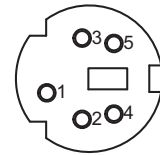
MD-30J



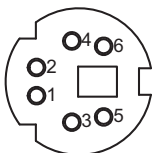
MD-40J



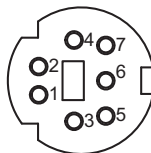
MD-50J



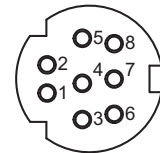
MD-60J



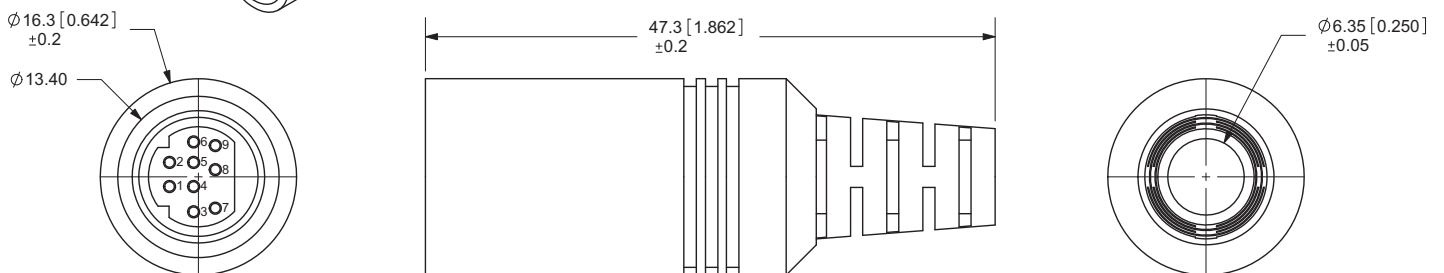
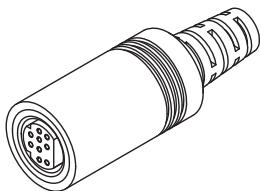
MD-70J



MD-80J



MD-90J





REVISION HISTORY

rev.	description	date
1.0	initial release	02/23/2006
1.01	new template applied	02/17/2012

The revision history provided is for informational purposes only and is believed to be accurate.



CUI INC[®]

Headquarters

20050 SW 112th Ave.
Tualatin, OR 97062
800.275.4899

Fax 503.612.2383

cui.com

techsupport@cui.com

CUI offers a one (1) year limited warranty. Complete warranty information is listed on our website.

CUI reserves the right to make changes to the product at any time without notice. Information provided by CUI is believed to be accurate and reliable. However, no responsibility is assumed by CUI for its use, nor for any infringements of patents or other rights of third parties which may result from its use.

CUI products are not authorized or warranted for use as critical components in equipment that requires an extremely high level of reliability. A critical component is any component of a life support device or system whose failure to perform can be reasonably expected to cause the failure of the life support device or system, or to affect its safety or effectiveness.