

Excellent Integrated System Limited

Stocking Distributor

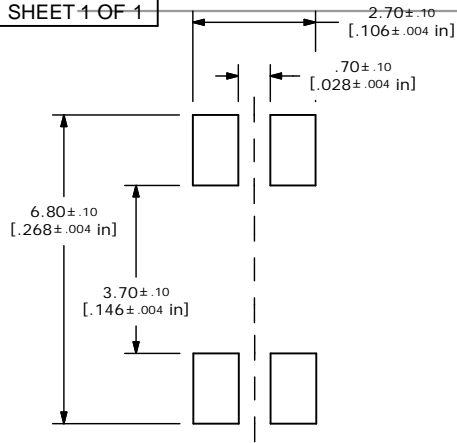
Click to view price, real time Inventory, Delivery & Lifecycle Information:

[E-Switch](#)
[TL1014AF180QG](#)

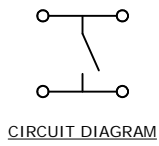
For any questions, you can email us directly:

sales@integrated-circuit.com

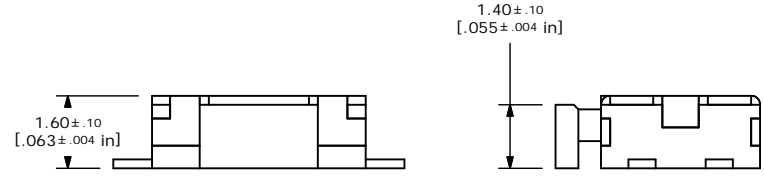
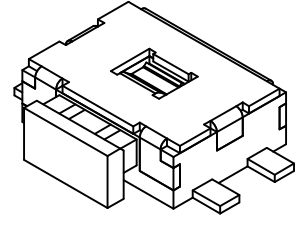
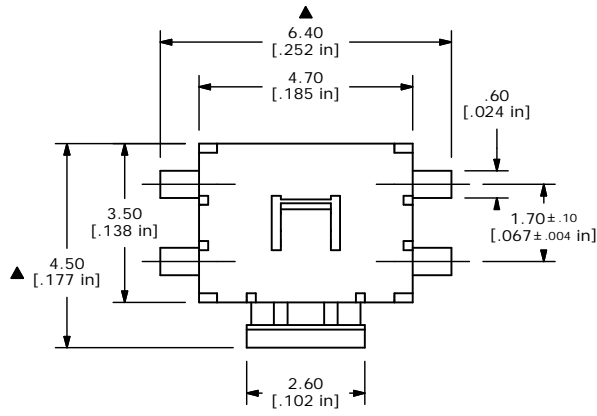
SHEET 1 OF 1



PCB PATTERN



CIRCUIT DIAGRAM



- NOTES:
1. ALL DIMENSIONS IN MM
 2. GENERAL TOLERANCE: X.X=±0.4
X.XX=±0.25
 3. TERM. NOS. FOR REFERENCE ONLY.
 4. RATING: 12VDC, 50mA
 - ▲ 5. OPERATING FORCE: 180 ± 50 gms
 6. TRAVEL: 0.3mm ±0.1
 7. CONTACT RESISTANCE: 100 MILLI OHMS MAX. (INITIAL)
 8. MECHANICAL/ELECTRICAL LIFE 100,000 CYCLES MIN.
 - ▲ 9. PACKAGE: TAPE AND REEL - 3000 PIECES PER REEL.
 10. ▲ DENOTES CRITICAL PARAMETER



A	14789	RELEASED FOR PRODUCTION	3/25/05	AR
REV	PCR NO	DESCRIPTION	DATE	BY

TITLE TL1014AF180QG				
SCALE	DATE	DR	DWG	REV
8:1	3/25/05	AR	D400001	A

THE INFORMATION CONTAINED IN THIS DOCUMENT IS PROPRIETARY TO E-SWITCH AND IS NOT TO BE COPIED OR TRANSFERRED