

Excellent Integrated System Limited

Stocking Distributor

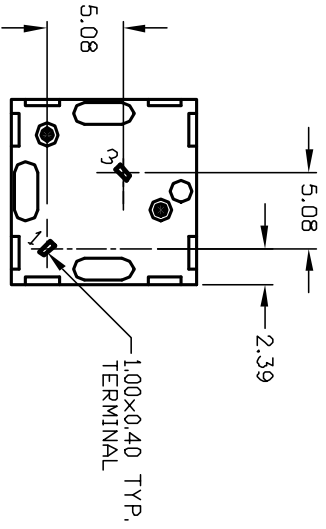
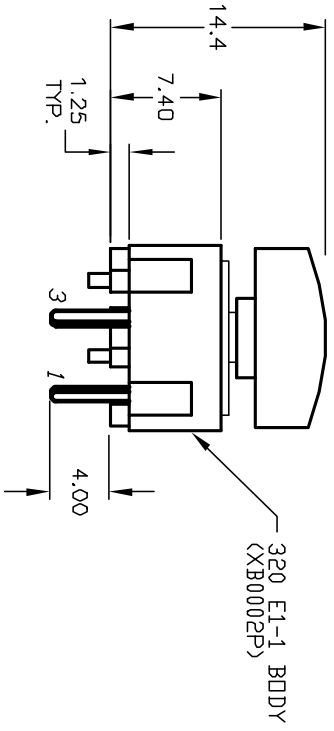
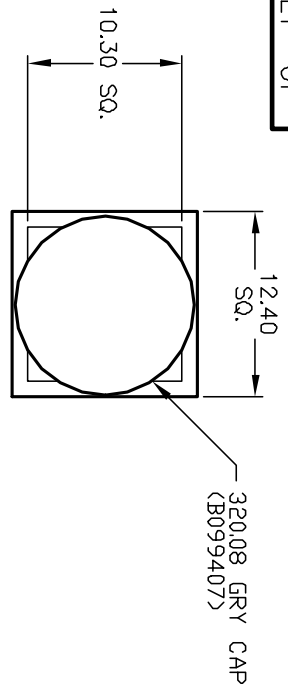
Click to view price, real time Inventory, Delivery & Lifecycle Information:

[E-Switch](#)
[320.02E11.08GRY](#)

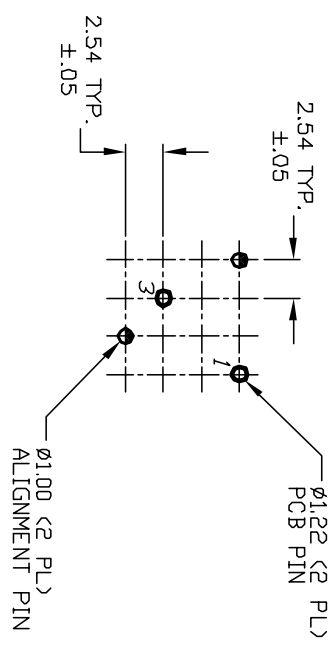
For any questions, you can email us directly:

sales@integrated-circuit.com

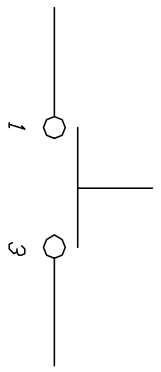
SHEET OF



TOP VIEW - SHOW ORIENTATION OF LEGENDS
 IN RESPECT TO THE PCB PIN TERMINALS.



RECOMMENDED P.C.B. LAYOUT



CIRCUIT: SPST
 CONTACT CONFIGURATION

- NOTES:
1. ALL DIMENSIONS IN MM
 2. GENERAL TOLERANCE: X.X=±0.4
X.XX=±0.25
 3. TERMINAL NO'S FOR REFERENCE ONLY.
 4. RATING: 25mA, @50VDC
 5. OPERATING FORCE: 120gf
 6. TRAVEL TO MAKE: 0.7mm

E-SWITCH®

320.02 E1-1 (W/08 GRY)

REV.	ECN No.	DESCRIPTION	DATE	CHKD
A	11857	RELEASED FOR PRODUCTION	12/12/01	CJB
THE INFORMATION CONTAINED IN THIS DOCUMENT IS PROPRIETARY TO E-SWITCH AND IS NOT TO BE COPIED OR TRANSMITTED				

TITLE	SCALE	DATE	DR	DWG	REV
320.02 E1-1 (W/08 GRY)	2:1	12/12/01	CJB	XB0571P	A