

Excellent Integrated System Limited

Stocking Distributor

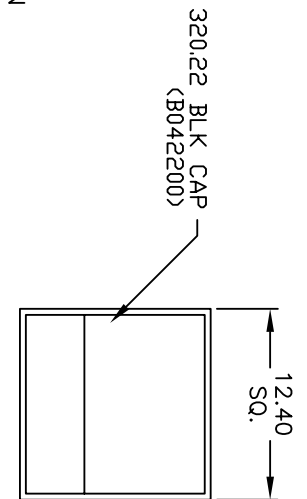
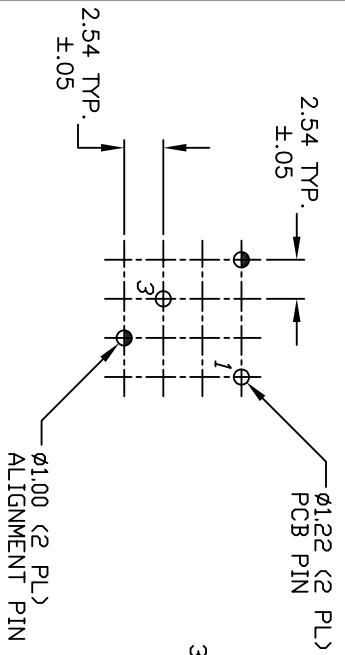
Click to view price, real time Inventory, Delivery & Lifecycle Information:

[E-Switch](#)
[320.22E11BLK](#)

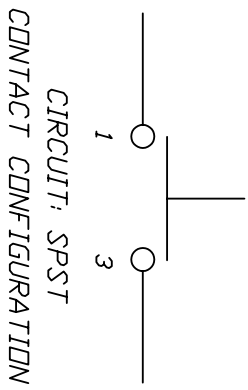
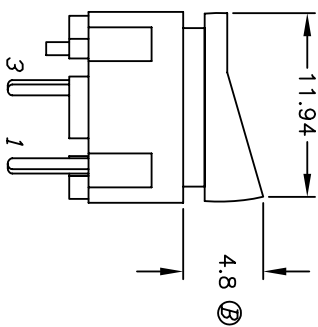
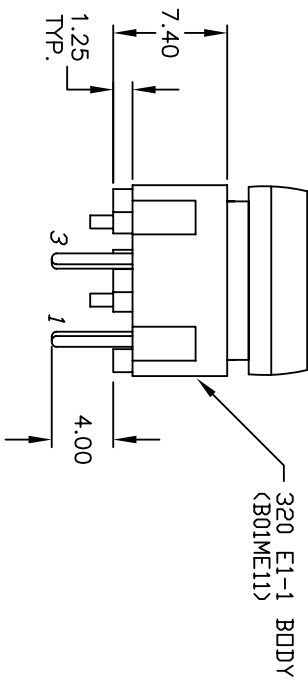
For any questions, you can email us directly:

sales@integrated-circuit.com

TOP VIEW - SHOW ORIENTATION OF LEGENDS
IN RESPECT TO THE PCB PIN TERMINALS.

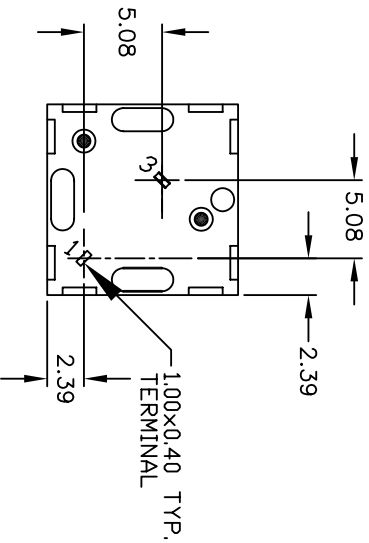


RECOMMENDED P.C.B. LAYOUT



NOTES:

1. ALL DIMENSIONS IN MM
2. GENERAL TOLERANCE: X.X=±0.4
X.XX=±0.25
3. TERMINAL NO'S FOR REFERENCE ONLY.
4. RATING: 25mA, @50VDC
5. OPERATING FORCE: 120gF
6. TRAVEL TO MAKE: 0.7mm
7. 2002/95/EC (ROHS) COMPLIANT



REV.	ECN No.	DESCRIPTION	DATE	CHKD
B	15426	CHANGED DIME TO 4.8 FROM 5.2	10/21/05	PH
A	11928	RELEASED FOR PRODUCTION	1/09/02	CJB

SCALE	DATE	DR	DWG	REV
2:1	1/09/02	CJB	XB0009P	B

E-SWITCH®

320.22 E1-1 BLK

THE INFORMATION CONTAINED IN THIS DOCUMENT IS PROPRIETARY TO E-SWITCH AND IS NOT TO BE COPIED OR TRANSFERRED