

Excellent Integrated System Limited

Stocking Distributor

Click to view price, real time Inventory, Delivery & Lifecycle Information:

[Murata Electronics North America](#)
[LQP03TN18NJ04D](#)

For any questions, you can email us directly:

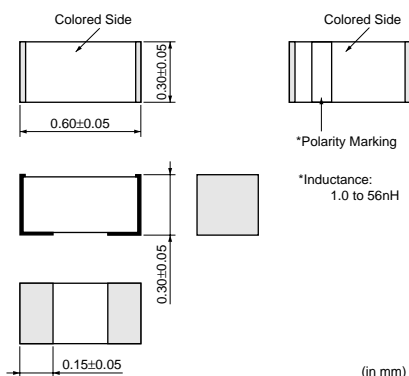
sales@integrated-circuit.com

Chip Inductor (Chip Coil) for High Frequency Film Type

LQP03T_04 Series (0201 Size)

● Replacement: This product is in production, but LQP03T_02 is strongly recommended for stable supply in the future.

■ Dimensions



■ Packaging

Code	Packaging	Minimum Quantity
D	180mm Paper Tape	10000
J	330mm Paper Tape	50000
B	Bulk(Bag)	500

■ Rated Value (□: packaging code)

Part Number	Inductance	Test Frequency	Rated Current	Max. of DC Resistance	Q (min.)	Test Frequency	Self Resonance Frequency (min.)
LQP03TN0N6B04□	0.6nH±0.1nH	500MHz	420mA	0.08ohm	13	500MHz	6000MHz
LQP03TN0N6C04□	0.6nH±0.2nH	500MHz	420mA	0.08ohm	13	500MHz	6000MHz
LQP03TN0N7B04□	0.7nH±0.1nH	500MHz	410mA	0.09ohm	13	500MHz	6000MHz
LQP03TN0N8B04□	0.8nH±0.1nH	500MHz	410mA	0.09ohm	13	500MHz	6000MHz
LQP03TN0N8C04□	0.8nH±0.2nH	500MHz	410mA	0.09ohm	13	500MHz	6000MHz
LQP03TN0N9B04□	0.9nH±0.1nH	500MHz	400mA	0.10ohm	13	500MHz	6000MHz
LQP03TN1N0B04□	1.0nH±0.1nH	500MHz	400mA	0.10ohm	13	500MHz	6000MHz
LQP03TN1N0C04□	1.0nH±0.2nH	500MHz	400mA	0.10ohm	13	500MHz	6000MHz
LQP03TN1N1B04□	1.1nH±0.1nH	500MHz	280mA	0.13ohm	13	500MHz	6000MHz
LQP03TN1N2B04□	1.2nH±0.1nH	500MHz	280mA	0.13ohm	13	500MHz	6000MHz
LQP03TN1N2C04□	1.2nH±0.2nH	500MHz	280mA	0.13ohm	13	500MHz	6000MHz
LQP03TN1N3B04□	1.3nH±0.1nH	500MHz	280mA	0.16ohm	13	500MHz	6000MHz
LQP03TN1N4B04□	1.4nH±0.1nH	500MHz	280mA	0.16ohm	13	500MHz	6000MHz
LQP03TN1N5B04□	1.5nH±0.1nH	500MHz	280mA	0.16ohm	13	500MHz	6000MHz
LQP03TN1N5C04□	1.5nH±0.2nH	500MHz	280mA	0.16ohm	13	500MHz	6000MHz
LQP03TN1N6B04□	1.6nH±0.1nH	500MHz	280mA	0.16ohm	13	500MHz	6000MHz
LQP03TN1N7B04□	1.7nH±0.1nH	500MHz	280mA	0.16ohm	13	500MHz	6000MHz
LQP03TN1N8B04□	1.8nH±0.1nH	500MHz	280mA	0.16ohm	13	500MHz	6000MHz
LQP03TN1N8C04□	1.8nH±0.2nH	500MHz	280mA	0.16ohm	13	500MHz	6000MHz
LQP03TN1N9B04□	1.9nH±0.1nH	500MHz	220mA	0.18ohm	13	500MHz	6000MHz
LQP03TN2N0B04□	2.0nH±0.1nH	500MHz	220mA	0.18ohm	13	500MHz	6000MHz
LQP03TN2N1B04□	2.1nH±0.1nH	500MHz	220mA	0.18ohm	13	500MHz	6000MHz


Operating Temperature Range: -
 Only for reflow soldering.

Continued on the following page.

● This data sheet is applied for CHIP INDUCTORS (CHIP COILS) used for General Electronics equipment for your design.


⚠ Note:

1. This datasheet is downloaded from the website of Murata Manufacturing co., ltd. Therefore, it's specifications are subject to change or our products in it may be discontinued without advance notice. Please check with our sales representatives or product engineers before ordering.
2. This datasheet has only typical specifications because there is no space for detailed specifications. Therefore, please approve our product specifications or transact the approval sheet for product specifications before ordering.

 Continued from the preceding page.

Part Number	Inductance	Test Frequency	Rated Current	Max. of DC Resistance	Q (min.)	Test Frequency	Self Resonance Frequency (min.)
LQP03TN2N2B04□	2.2nH±0.1nH	500MHz	220mA	0.18ohm	13	500MHz	6000MHz
LQP03TN2N2C04□	2.2nH±0.2nH	500MHz	220mA	0.18ohm	13	500MHz	6000MHz
LQP03TN2N3B04□	2.3nH±0.1nH	500MHz	220mA	0.20ohm	13	500MHz	6000MHz
LQP03TN2N4B04□	2.4nH±0.1nH	500MHz	220mA	0.20ohm	13	500MHz	6000MHz
LQP03TN2N5B04□	2.5nH±0.1nH	500MHz	220mA	0.20ohm	13	500MHz	6000MHz
LQP03TN2N6B04□	2.6nH±0.1nH	500MHz	220mA	0.20ohm	13	500MHz	6000MHz
LQP03TN2N7B04□	2.7nH±0.1nH	500MHz	220mA	0.20ohm	13	500MHz	6000MHz
LQP03TN2N7C04□	2.7nH±0.2nH	500MHz	220mA	0.20ohm	13	500MHz	6000MHz
LQP03TN2N8B04□	2.8nH±0.1nH	500MHz	220mA	0.20ohm	13	500MHz	6000MHz
LQP03TN2N9B04□	2.9nH±0.1nH	500MHz	220mA	0.20ohm	13	500MHz	6000MHz
LQP03TN3N0B04□	3.0nH±0.1nH	500MHz	190mA	0.20ohm	13	500MHz	6000MHz
LQP03TN3N1B04□	3.1nH±0.1nH	500MHz	190mA	0.20ohm	13	500MHz	6000MHz
LQP03TN3N2B04□	3.2nH±0.1nH	500MHz	190mA	0.20ohm	13	500MHz	6000MHz
LQP03TN3N3B04□	3.3nH±0.1nH	500MHz	190mA	0.20ohm	13	500MHz	6000MHz
LQP03TN3N3C04□	3.3nH±0.2nH	500MHz	190mA	0.20ohm	13	500MHz	6000MHz
LQP03TN3N4B04□	3.4nH±0.1nH	500MHz	190mA	0.30ohm	13	500MHz	6000MHz
LQP03TN3N5B04□	3.5nH±0.1nH	500MHz	190mA	0.30ohm	13	500MHz	6000MHz
LQP03TN3N6B04□	3.6nH±0.1nH	500MHz	170mA	0.30ohm	13	500MHz	6000MHz
LQP03TN3N7B04□	3.7nH±0.1nH	500MHz	170mA	0.30ohm	13	500MHz	6000MHz
LQP03TN3N8B04□	3.8nH±0.1nH	500MHz	170mA	0.30ohm	13	500MHz	6000MHz
LQP03TN3N9B04□	3.9nH±0.1nH	500MHz	170mA	0.30ohm	13	500MHz	6000MHz
LQP03TN3N9C04□	3.9nH±0.2nH	500MHz	170mA	0.30ohm	13	500MHz	6000MHz
LQP03TN4N3H04□	4.3nH±3%	500MHz	160mA	0.40ohm	13	500MHz	6000MHz
LQP03TN4N7H04□	4.7nH±3%	500MHz	160mA	0.40ohm	13	500MHz	6000MHz
LQP03TN4N7J04□	4.7nH±5%	500MHz	160mA	0.40ohm	13	500MHz	6000MHz
LQP03TN5N1H04□	5.1nH±3%	500MHz	140mA	0.55ohm	13	500MHz	6000MHz
LQP03TN5N6H04□	5.6nH±3%	500MHz	140mA	0.55ohm	13	500MHz	6000MHz
LQP03TN5N6J04□	5.6nH±5%	500MHz	140mA	0.55ohm	13	500MHz	6000MHz
LQP03TN6N2H04□	6.2nH±3%	500MHz	130mA	0.60ohm	13	500MHz	6000MHz
LQP03TN6N2J04□	6.2nH±5%	500MHz	130mA	0.60ohm	13	500MHz	6000MHz
LQP03TN6N8H04□	6.8nH±3%	500MHz	130mA	0.60ohm	13	500MHz	6000MHz
LQP03TN6N8J04□	6.8nH±5%	500MHz	130mA	0.60ohm	13	500MHz	6000MHz
LQP03TN7N5H04□	7.5nH±3%	500MHz	110mA	0.65ohm	13	500MHz	5500MHz
LQP03TN7N5J04□	7.5nH±5%	500MHz	110mA	0.65ohm	13	500MHz	5500MHz
LQP03TN8N2H04□	8.2nH±3%	500MHz	110mA	0.86ohm	13	500MHz	5500MHz
LQP03TN8N2J04□	8.2nH±5%	500MHz	110mA	0.86ohm	13	500MHz	5500MHz
LQP03TN9N1H04□	9.1nH±3%	500MHz	100mA	1.10ohm	13	500MHz	4500MHz
LQP03TN9N1J04□	9.1nH±5%	500MHz	100mA	1.10ohm	13	500MHz	4500MHz
LQP03TN10NH04□	10nH±3%	500MHz	100mA	1.10ohm	13	500MHz	4500MHz
LQP03TN10NJ04□	10nH±5%	500MHz	100mA	1.10ohm	13	500MHz	4500MHz
LQP03TN12NH04□	12nH±3%	500MHz	90mA	1.15ohm	11	500MHz	3700MHz

Operating Temperature Range: -
Only for reflow soldering.

Continued on the following page. 

● This data sheet is applied for CHIP INDUCTORS (CHIP COILS) used for General Electronics equipment for your design.

Note:

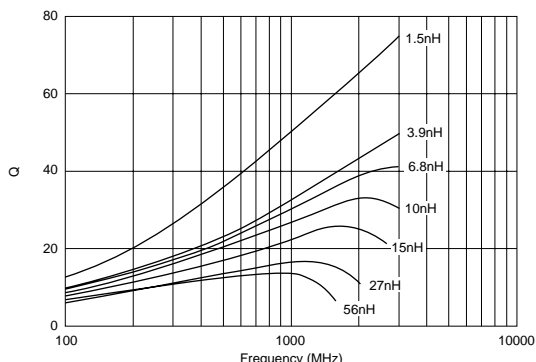
1. This datasheet is downloaded from the website of Murata Manufacturing co., ltd. Therefore, it's specifications are subject to change or our products in it may be discontinued without advance notice. Please check with our sales representatives or product engineers before ordering.
2. This datasheet has only typical specifications because there is no space for detailed specifications. Therefore, please approve our product specifications or transact the approval sheet for product specifications before ordering.

Continued from the preceding page.

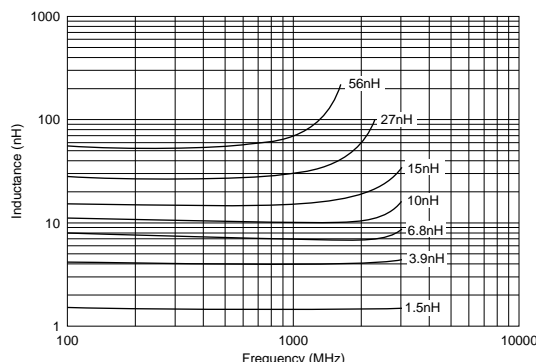
Part Number	Inductance	Test Frequency	Rated Current	Max. of DC Resistance	Q (min.)	Test Frequency	Self Resonance Frequency (min.)
LQP03TN12NJ04□	12nH±5%	500MHz	90mA	1.15ohm	11	500MHz	3700MHz
LQP03TN15NH04□	15nH±3%	500MHz	90mA	1.40ohm	11	500MHz	3300MHz
LQP03TN15NJ04□	15nH±5%	500MHz	90mA	1.40ohm	11	500MHz	3300MHz
LQP03TN18NH04□	18nH±3%	500MHz	80mA	1.60ohm	11	500MHz	3100MHz
LQP03TN18NJ04□	18nH±5%	500MHz	80mA	1.60ohm	11	500MHz	3100MHz
LQP03TN22NH04□	22nH±3%	500MHz	70mA	2.55ohm	11	500MHz	2800MHz
LQP03TN22NJ04□	22nH±5%	500MHz	70mA	2.55ohm	11	500MHz	2800MHz
LQP03TN27NH04□	27nH±3%	500MHz	70mA	2.90ohm	11	500MHz	2500MHz
LQP03TN27NJ04□	27nH±5%	500MHz	70mA	2.90ohm	11	500MHz	2500MHz
LQP03TN33NJ04□	33nH±5%	300MHz	60mA	2.95ohm	8	300MHz	2000MHz
LQP03TN39NJ04□	39nH±5%	300MHz	60mA	3.35ohm	8	300MHz	1800MHz
LQP03TN47NJ04□	47nH±5%	300MHz	50mA	3.60ohm	8	300MHz	1600MHz
LQP03TN56NJ04□	56nH±5%	300MHz	50mA	4.30ohm	8	300MHz	1400MHz

Operating Temperature Range: -
Only for reflow soldering.

■ Q-Frequency Characteristics (Typ.)



■ Inductance-Frequency Characteristics (Typ.)



■ ⚠ Caution/Notice

⚠ Caution (Rating)

Do not use products beyond the rated current as this may create excessive heat.

Notice

Solderability of Tin plating termination chip might be deteriorated when low temperature soldering profile where peak solder temperature is below the Tin melting point is used. Please confirm the solderability of Tin plating termination chip before use.

● This data sheet is applied for CHIP INDUCTORS (CHIP COILS) used for General Electronics equipment for your design.

⚠ Note:

1. This datasheet is downloaded from the website of Murata Manufacturing co., Ltd. Therefore, it's specifications are subject to change or our products in it may be discontinued without advance notice. Please check with our sales representatives or product engineers before ordering.
2. This datasheet has only typical specifications because there is no space for detailed specifications. Therefore, please approve our product specifications or transact the approval sheet for product specifications before ordering.