

Excellent Integrated System Limited

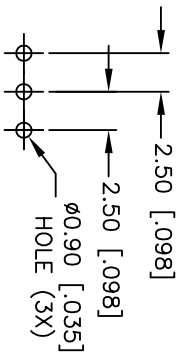
Stocking Distributor

Click to view price, real time Inventory, Delivery & Lifecycle Information:

[E-Switch](#)
[EG1218](#)

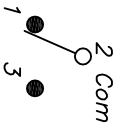
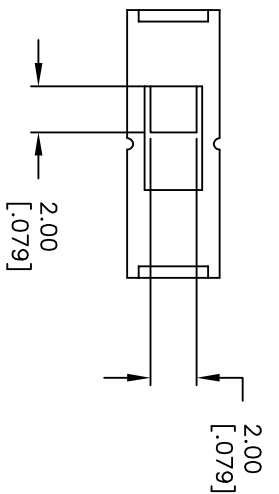
For any questions, you can email us directly:

sales@integrated-circuit.com



RECOMMENDED P.C.B. LAYOUT

NOT TO SCALE

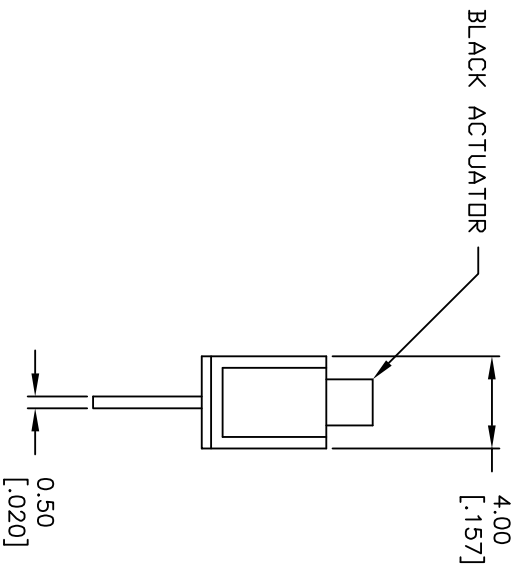
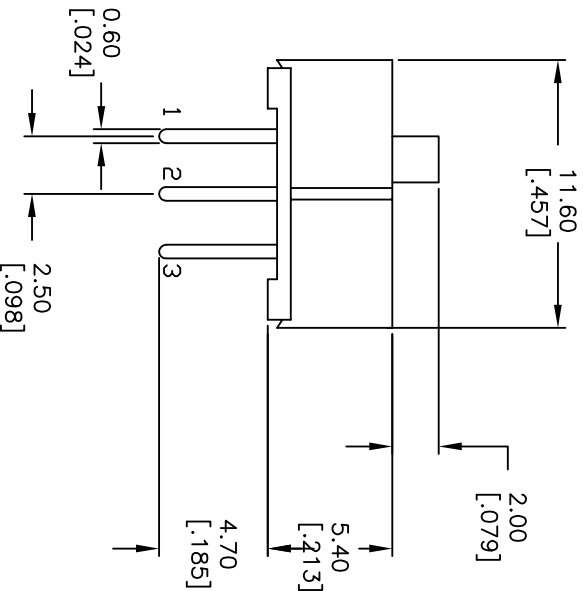


CIRCUIT: SPDT

TIMING: NON SHORTING

NOTES:

1. ALL DIMENSIONS IN MM [INCH]
2. GENERAL TOLERANCE: X.X=±0.4 X.XX=±0.25
3. TERM. NOS. FOR REFERENCE ONLY.
4. ELECTRICAL RATING: 0.2A @30VDC
5. CONTACT MATERIAL: Copper Alloy W/Silver Plating
6. OPERATING FORCE: 250±100gf
7. TRAVEL: 2.5mm
8. CONTACT RESISTANCE: 50MILLI-OHMS Max.
9. DIELECTRIC STRENGTH: 500V RMS@ SEA LEVEL.
10. INSULATION RESISTANCE: 100Mega-OHMS Min.
11. OPERATING TEMP.: -20°C to 70°C



REV.	ECN No.	DESCRIPTION	DATE	CHKD
C	17823	ADDED TERMINAL LENGTH DIM.	10/30/07	BF
B	11770	REVISED AND REDRAWN	10/22/01	CJB

SCALE	DATE	DR	DWG	REV
3:1	10/30/07	BF	P040040	C

E-SWITCH®

EG1218

THE INFORMATION CONTAINED IN THIS DOCUMENT IS PROPRIETARY TO E-SWITCH AND IS NOT TO BE COPIED OR TRANSFERRED