

Excellent Integrated System Limited

Stocking Distributor

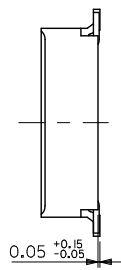
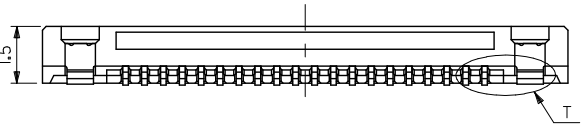
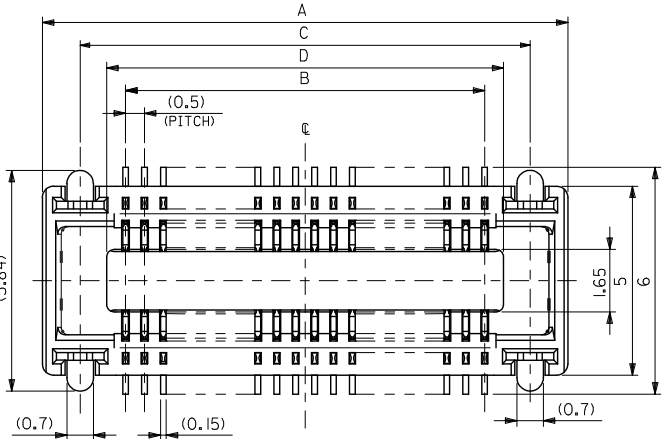
Click to view price, real time Inventory, Delivery & Lifecycle Information:

[Molex Connector Corporation](#)
[54363-0378](#)

For any questions, you can email us directly:

sales@integrated-circuit.com

10 9 8 7 6 5 4 3 2 1



注記
NOTES:

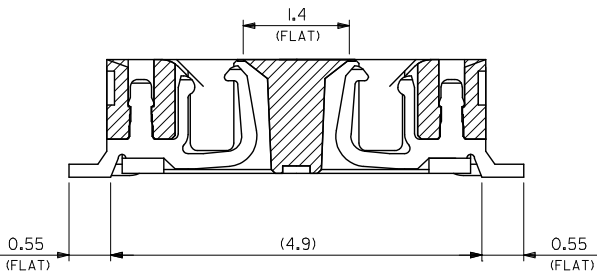
1. 材質
MATERIAL
ハウジング: LCP (液晶ポリマー)、ガラス充填、黒色、UL 94V-0
HOUSING: LCP (LIQUID CRYSTAL POLYMER), GLASS FILLED, BLACK, UL 94V-0
ターミナル: 銅合金 (t=0.15)
TERMINAL: COPPER ALLOY (t=0.15)
ネイル: 銅合金 (t=0.2)
NAIL: COPPER ALLOY (t=0.2)
2. メッキ仕様
PLATING
ターミナル
TERMINAL
接点部: 金メッキ 0.25マイクロメートル以上
CONTACT AREA: GOLD 0.25 MICROMETER MINIMUM
半田付け部: 金メッキ 0.4マイクロメートル以下
SOLDER TAIL AREA: GOLD 0.4 MICROMETER MAXIMUM
下地メッキ: ニッケルメッキ 1.5マイクロメートル以上
UNDER PLATING: NICKEL 1.5 MICROMETER MINIMUM
ネイル
NAIL
ニッケルメッキ 3.0マイクロメートル以上
Ni: 3.0 MICROMETER MINIMUM
下地メッキ: ニッケルメッキ 1.0マイクロメートル以上
UNDER PLATING: Ni 1.0 MICROMETER MINIMUM
3. テール平坦度は、0.08ミリメートル以下。テールとネイルを併せた平坦度は、0.1ミリメートル以下。
TAIL COPLANARITY TO BE 0.08 MAXIMUM. TAILS AND NAILS FLATNESS IS 0.1 MILLIMETER MAXIMUM.
4. 嵌合相手: 55299-**** (H=3mm)
MATED CONN.: 55299-**** (H=3mm)
55201-****, 55650-**** (H=2mm)
5. この製品は54363-**01, (インボス梱包品 54363-**08) の姉妹品です。
THIS PRODUCT IS 'LEAD FREE' OF 54363-**01, (EMBOSSED TAPE PKG 54363-**08)

40.5	41.9	39.5	43.9	54363-I678	54363-I671	160	—
35.5	36.9	34.5	38.9	54363-I478	54363-I471	140	○
30.5	31.9	29.5	33.9	54363-I278	54363-I271	120	○
28	29.4	27	31.4	54363-I178	54363-I171	110	○
25.5	26.9	24.5	28.9	54363-I078	54363-I071	100	○
23	24.4	22	26.4	54363-0978	54363-0971	90	—
20.5	21.9	19.5	23.9	54363-0878	54363-0871	80	○
18	19.4	17	21.4	54363-0778	54363-0771	70	○
15.5	16.9	14.5	18.9	54363-0678	54363-0671	60	○
13	14.4	12	16.4	54363-0578	54363-0571	50	○
10.5	11.9	9.5	13.9	54363-0478	54363-0471	40	○
8	9.4	7	11.4	54363-0378	54363-0371	30	○
5.5	6.9	4.5	8.9	54363-0278	54363-0271	20	○
D	C	B	A	インボス梱包品 EMBOSSED TAPE PACKAGING	製品番号 MATERIAL NO.	極数 CIRCUITS	量産対応 AVAILABLE

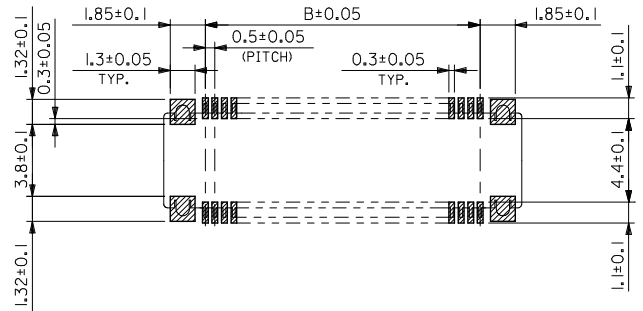
REVISED EC NO: J2016-0601 DRAWN: FURUKAWA 2015/12/08 CHKD: TASKAWA 2015/12/08 APPR: MORIKAWA 2015/12/16	GENERAL TOLERANCES (UNLESS SPECIFIED)			DIMENSION STYLE		SCALE	DESIGN UNITS	THIRD ANGLE PROJECTION
	0.25 UNDER UNDER ±0.03			MM ONLY		10:1	METRIC	
	0.25 OVER 0.5 UNDER ±0.05			DRAWN BY DATE		TITLE		
	0.5 OVER 1.0 UNDER ±0.1			A. IDA 2004/01/06		0.5 PITCH B/B CONN. REC. HOUSING ASSY (H=2.3) WITH NAIL -LEAD FREE-		
1.0 OVER 10 UNDER ±0.2			CHECKED BY DATE		MATERIAL NO.		DOCUMENT NO.	
10 OVER 30 UNDER ±0.25			H. TAKASE 2004/01/06					
30 OVER ±0.3			APPROVED BY DATE		SEE CHART		SD-54363-038	
ANGULAR ±3 °			DRAFT WHERE APPLICABLE MUST REMAIN WITHIN DIMENSIONS		SIZE A3		SHEET NO. 1 OF 2	
THIS DRAWING CONTAINS INFORMATION THAT IS PROPRIETARY TO MOLEX ELECTRONIC TECHNOLOGIES, LLC AND SHOULD NOT BE USED WITHOUT WRITTEN PERMISSION								

9 8 7 6 5 4 3 2 1

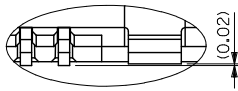
10 9 8 7 6 5 4 3 2 1



製品断面図 (半田付け部、吸着面寸法)
DETAIL FOR SOLDERING AND VACUUM AREA



推奨基板寸法
RECOMMENDED PCB PATTERN LAYOUT
(SCALE:5-1)

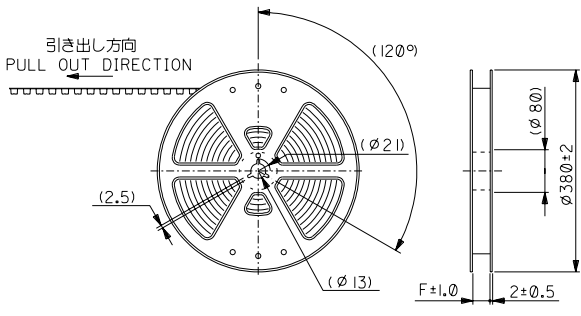


寸法詳細
DETAIL T

REVISED EC NO: J2016-0601 DRWN: FURUKAWA 2015/12/08 CHKD: TASHIKAWA 2015/12/08 APPR: KIMORI KAWA 2015/12/16	GENERAL TOLERANCES (UNLESS SPECIFIED)		DIMENSION STYLE		SCALE	DESIGN UNITS	THIRD ANGLE PROJECTION
	(UNLESS SPECIFIED)		MM ONLY		20:1	METRIC	
	0.25 UNDER	UNDER	±0.03	DRAWN BY	DATE	TITLE	
	0.25 OVER	0.5 UNDER	±0.05	A. IDA	2004/01/06	0.5 PITCH B/B CONN. REC. HOUSING ASSY (H=2.3) WITH NAIL -LEAD FREE-	
	0.5 OVER	1.0 UNDER	±0.1	CHECKED BY	DATE	molex	
1.0 OVER	10 UNDER	±0.2	H. TAKASE	2004/01/06	DOCUMENT NO.		
10 OVER	30 UNDER	±0.25	APPROVED BY	DATE	SD-54363-038		
30 OVER		±0.3	MATERIAL NO.		SHEET NO.		
ANGULAR	±3 °		SEE CHART		2 OF 2		
DRAFT WHERE APPLICABLE MUST REMAIN WITHIN DIMENSIONS			SIZE	THIS DRAWING CONTAINS INFORMATION THAT IS PROPRIETARY TO MOLEX ELECTRONIC TECHNOLOGIES, LLC AND SHOULD NOT BE USED WITHOUT WRITTEN PERMISSION			

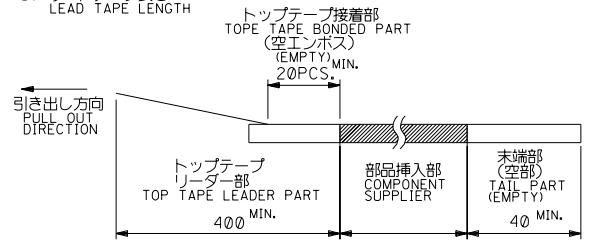
9 8 7 6 5 4 3 2 1

DWG. NO. SD-54363-039




注) NOTES

1. 製品番号54363-**71 詳細寸法については、製品単体図面を参照下さい。
IN THE PACKAGE PART NUMBER: 54363-**71 DETAILED DIMENSIONS, SEE SALES DRAWING FOR CONNECTOR.
2. 梱包数量: 2500個/リール
NUMBER OF CONNECTORS: 2500 PCS/REEL.
3. リードテープ長さ
LEAD TAPE LENGTH



4. トップテープの剥離強度: (剥離方向は下図参照)
PEELING OFF FORCE OF TOP TAPE (PELLING DIRECTION AS SHOWN IN FOLLOWING FIGURE.)
0.1~1.3N (10~130gf)

尚、本規格値は、出荷時に適用。
THIS REQUIREMENT SHOULD BE APPLIED AT SHIPMENT.
(但し、輸送時に剥離が発生しない事。)
(PEEL OFF SHOULD NOT BE ALLOWED, DURING TRANSPORTATION.)



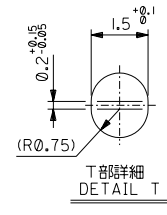
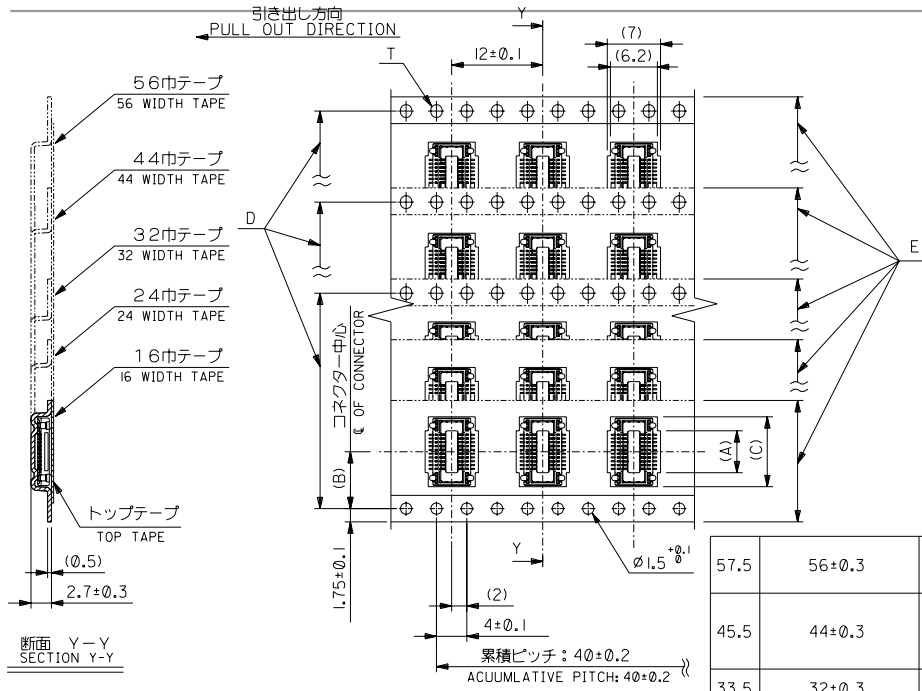
5. 材料
MATERIAL
キャリアテープ: ポリプロピレン (PP)
CARRIER TAPE: POLYPROPYLENE (PP)
トップテープ: PET, PE, PEF
TOP TAPE: PET, PE, PEF
リール: ポリスチレン
REEL: POLYSTYRENE
6. この製品は54363-**01, (エンボス梱包品 54363-**08) の鉛フリー品です。
THIS PRODUCT IS 'LEAD FREE' OF 54363-**01, (EMBOSSED TAPE PKG 54363-**08)

DO NOT SCALE DRAWING

EC NO. DRAWN: CHK: APPR:		EC NO. DRAWN: CHK: APPR:		EC NO. DRAWN: CHK: APPR:		REVISED ECNNO.: J2004-2225 DRAWN: A.IDA '04/02/02 CHK: H.TAKASE APPR: MITAZAWA/YO.ITO		RELEASED ECNNO.: J2004-1740 DRAWN: A.IDA '04/01/06 CHK: H.TAKASE APPR: MIYAZAWA/YO.ITO		MATERIAL 材料 注記参照 SEE NOTES		GENERAL TOLERANCES: (UNLESS SPECIFIED) 一般公差		SCALE NONE		DESIGN UNITS mm INCH		THIRD ANGLE PROJECTION		DIMENSIONS: mm INCH mm ONLY		SHT REV													
EC NO. DRAWN: CHK: APPR:		EC NO. DRAWN: CHK: APPR:		EC NO. DRAWN: CHK: APPR:		A		0		FINISH 仕上げ 注記参照 SEE NOTES		10 UNDER 未満		10 OVER 以上		30 UNDER 未満		30 OVER 以上		DRAWN BY & DATE A. Iida '04/01/06		CHECKED BY & DATE S. Takase '04/01/06		APPROVED BY & DATE [Signature] '04/01/06		CAD FILENAME SD-54363-039.S01		MATERIAL NO. SEE CHART		DRAWING NO. SD-54363-039		SHEET NO. 1 OF 2		REVISION B	
8		7		6		5		4		3		2		1		EN-02J(097)MXJ-54																			

54363-039-01

DWG. NO. SD-54363-039



57.5	56±0.3	52.4	44.2	40.55	54363-1678	160	—
			39.2	35.55	54363-1478	140	○
			34.2	30.55	54363-1278	120	○
			31.7	28.05	54363-1178	110	○
45.5	44±0.3	40.4	29.2	25.55	54363-1078	100	○
			26.7	23.05	54363-0978	90	—
			24.2	20.55	54363-0878	80	○
33.5	32±0.3	28.4	21.7	18.05	54363-0778	70	○
			19.2	15.55	54363-0678	60	○
25.5	24±0.3	—	16.7	13.05	54363-0578	50	○
			14.2	10.55	54363-0478	40	○
			11.7	8.05	54363-0378	30	○
17.5	16±0.3	—	9.2	5.55	54363-0278	20	○

DO NOT SCALE DRAWING				REV. DESCRIPTION		GENERAL TOLERANCES: (UNLESS SPECIFIED)		SCALE NONE		DESIGN UNITS		THIRD ANGLE PROJECTION		DIMENSIONS:		SHT REV	
EC NO. DRAWN: CHK: APPR:				SEE SHEET 1 OF 2		MATERIAL 材料		NONE		mm INCH		mm INCH mm ONLY		mm INCH mm ONLY		REVISE ON CAD ONLY	
EC NO. DRAWN: CHK: APPR:				FINISH 仕上り		10 UNDER 未満 +0.2		DRAWN BY & DATE A. Iida 04/01/06		TITLE: 54363-***71 TAPING PACKAGE -LEAD FREE-		mm INCH mm ONLY		mm INCH mm ONLY		REVISE ON CAD ONLY	
EC NO. DRAWN: CHK: APPR:				WIRE RANGE 適用電線範囲		10 OVER 以上 30 UNDER 未満 +0.25		CHECKED BY & DATE S. Takase 04/01/06		MOLEX MOLEX INCORPORATED		mm INCH mm ONLY		mm INCH mm ONLY		REVISE ON CAD ONLY	
EC NO. DRAWN: CHK: APPR:				INS. RANGE 被覆外径		30 OVER 以上 +0.3		APPROVED BY & DATE S. Iida 04/01/06		MATERIAL NO. SEE CHART		DRAWING NO. SD-54363-039		SHEET NO. 2		REVISE ON CAD ONLY	
EC NO. DRAWN: CHK: APPR:				REV. 0		ANGLE 角度 ±3°		CAD FILENAME SD-54363-039.S02		MATERIAL NO. SEE CHART		DRAWING NO. SD-54363-039		SHEET NO. 2		REVISE ON CAD ONLY	
																EN-02J(097) MXJ-54	

54363-039-02