



Distributor of Samtec, Inc.: Excellent Integrated System Limited
Datasheet of FHP-02-01-T-S - Connector Receptacle 2 Position 0.156" (3.96mm) Tin Through Hole

Contact us: sales@integrated-circuit.com Website: www.integrated-circuit.com

Excellent Integrated System Limited

Stocking Distributor

Click to view price, real time Inventory, Delivery & Lifecycle Information:

[Samtec, Inc.](#)
[FHP-02-01-T-S](#)

For any questions, you can email us directly:

sales@integrated-circuit.com

Contact us: sales@integrated-circuit.com Website: www.integrated-circuit.com

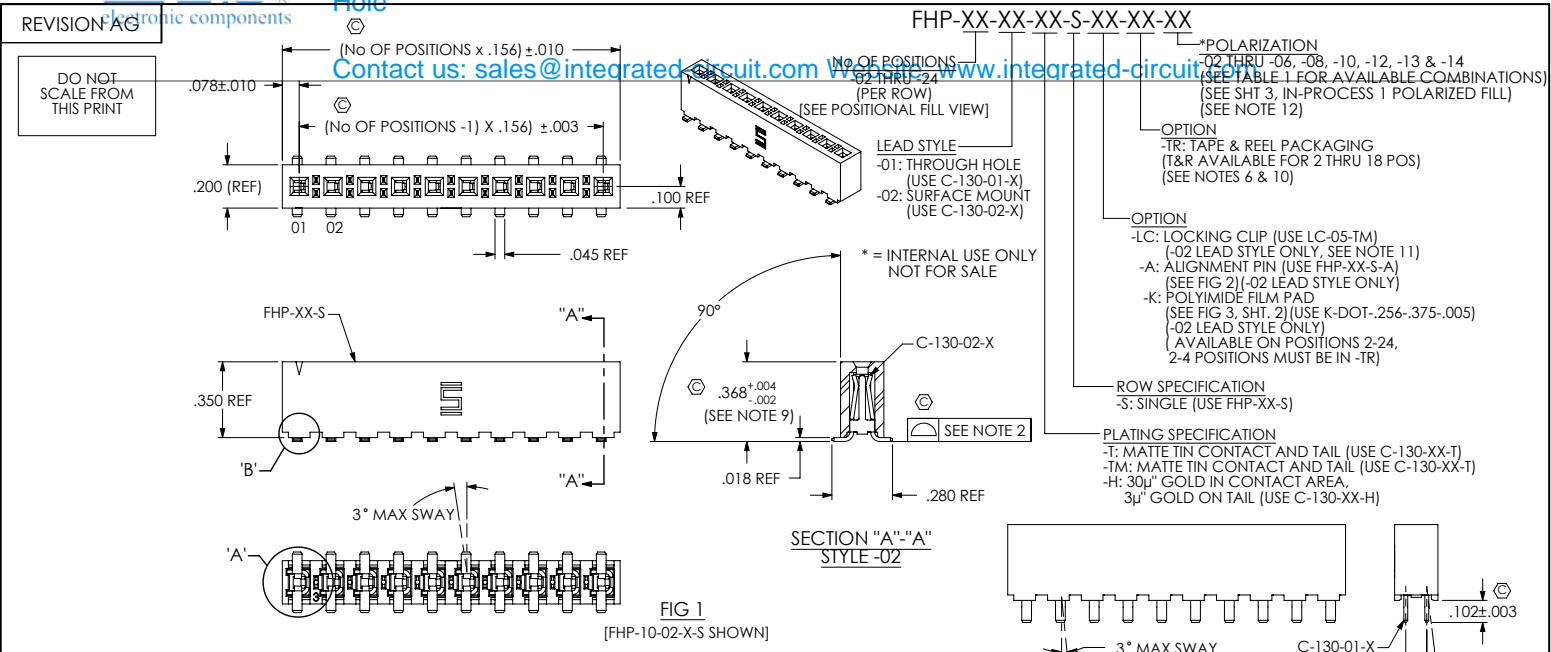


FIG 1
[FHP-10-02-X-S SHOWN]

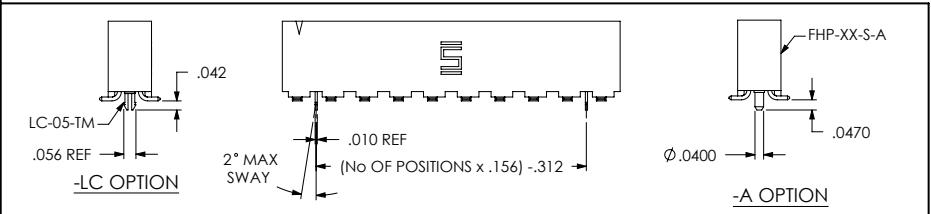


FIG 2
-LC & -A OPTIONS
(-LC & -A OPTIONS ONLY AVAILABLE ON -02 LEAD STYLE)
(SAME AS FIG 1, UNLESS OTHERWISE STATED)

TABLE 1	
FINISHED GOODS	SUB ASSEMBLY
FHP-02-02-T-S-XX	FHP-24-02-T-S-02
FHP-02-01-T-S-XX	FHP-24-01-T-S-02
FHP-03-02-T-S-XX	FHP-24-02-T-S-03
FHP-04-01-T-S-XX	FHP-24-01-T-S-04
FHP-04-02-T-S-XX	FHP-24-02-T-S-04
FHP-05-02-T-S-XX	FHP-24-02-T-S-05
FHP-06-01-TM-S-XX / T-S-XX	FHP-24-01-T-S-06
FHP-08-01-T-S-XX	FHP-24-01-T-S-08
FHP-10-02-T-S-XX / TM-S-XX	FHP-24-02-T-S-10
FHP-12-02-T-S-XX	FHP-24-02-T-S-12
FHP-13-01-T-S-XX	FHP-24-01-T-S-13
FHP-14-01-T-S-XX	FHP-24-01-T-S-14
ALL REMAINING CONFIGURATIONS	FHP-24-XX-X-S

FHP-XX-XX-XX-S-XX-XX-XX

NO. OF POSITIONS (PER ROW) (SEE POSITIONAL FILL VIEW)
02 THRU 24

*POLARIZATION
-02 THRU -06, -08, -10, -12, -13 & -14 (SEE TABLE 1 FOR AVAILABLE COMBINATIONS) (SEE SHT 3, IN-PROCESS 1 POLARIZED FILL) (SEE NOTE 12)

OPTION
-TR: TAPE & REEL PACKAGING (T&R AVAILABLE FOR 2 THRU 18 POS) (SEE NOTES 6 & 10)

OPTION
-LC: LOCKING CLIP (USE LC-05-TM) (-02 LEAD STYLE ONLY, SEE NOTE 11)
-A: ALIGNMENT PIN (USE FHP-XX-S-A) (SEE FIG 2) (-02 LEAD STYLE ONLY)
-K: POLYIMIDE FILM PAD (SEE FIG 3, SHT. 2) (USE K-DOT-.256-.375-.005) (-02 LEAD STYLE ONLY) (AVAILABLE ON POSITIONS 2-24, 2-4 POSITIONS MUST BE IN -TR)

ROW SPECIFICATION
-S: SINGLE (USE FHP-XX-S)

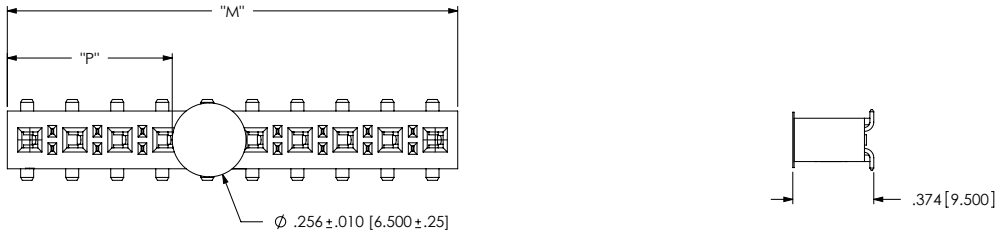
PLATING SPECIFICATION
-T: MATTE TIN CONTACT AND TAIL (USE C-130-XX-T)
-TM: MATTE TIN CONTACT AND TAIL (USE C-130-XX-T)
-H: 30µ" GOLD IN CONTACT AREA
3µ" GOLD ON TAIL (USE C-130-XX-H)

3° MAX SWAY ALL LEADS TO BE IN THE SAME DIRECTION (EITHER DIRECTION)

STYLE -01

- NOTES:
- ⊕ REPRESENTS A CRITICAL DIMENSION.
 - COPLANARITY TO BE WITHIN .006".
 - BURR ALLOWANCE: .0015 MAX.
 - MAXIMUM CUT FLASH: .020.
 - MINIMUM PUSHOUT FORCE: 1.0 LB.
 - LAYER PACKAGE STYLE -01 & -02, POSITIONS 02 - 04 WITH NO OPTIONS ONLY.
 - OPEN PART OF CONTACT FILLED TOWARDS #1 PIN INDICATOR
 - MINIMUM WALL THICKNESS TO BE .010".
 - MEASURED @ BEND.
 - TUBE PACKAGING AVAILABLE FOR 5 THRU 24 POSITIONS.
 - DUE TO THE HIGH AMOUNT OF INSERTION FORCE NEEDED, THE -LC OPTION IS NOT COMPATIBLE WITH AUTO PLACEMENT. SAMTEC RECOMMENDS MANUAL PLACEMENT FOR ALL ASSEMBLIES WITH THE -LC OPTION.
 - POLARIZATION NUMBER INDICATES THE AMOUNT OF LIVE CONTACTS IN THE CONNECTOR.

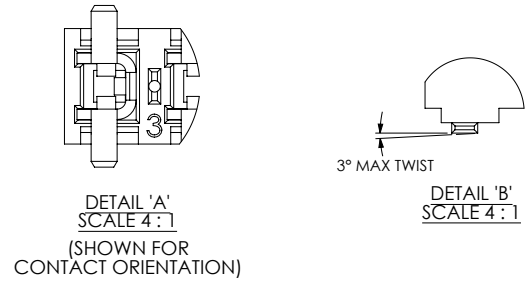
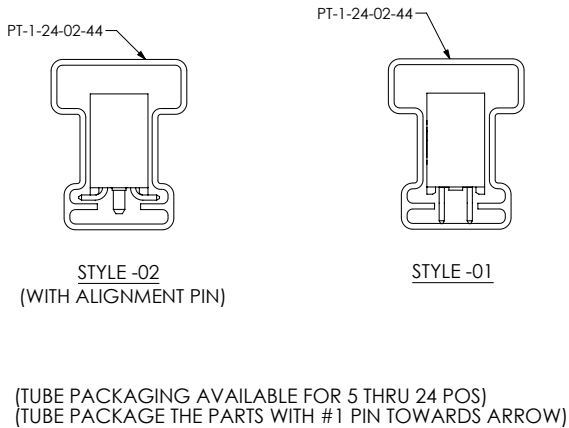
UNLESS OTHERWISE SPECIFIED, DIMENSIONS ARE IN INCHES. TOLERANCES ARE: DECIMALS .XX: ±.01 .XXX: ±.005 .XXXX: ±.0020	ANGLES 2°	PROPRIETARY NOTE THIS DOCUMENT CONTAINS INFORMATION CONFIDENTIAL AND PROPRIETARY TO SAMTEC, INC. AND SHALL NOT BE REPRODUCED OR TRANSFERRED TO OTHER DOCUMENTS OR DISCLOSED TO OTHERS OR USED FOR ANY PURPOSE OTHER THAN THAT WHICH IT WAS OBTAINED WITHOUT THE EXPRESSED WRITTEN CONSENT OF SAMTEC, INC.	 520 PARK EAST BLVD, NEW ALBANY, IN 47150 PHONE: 812-944-6733 FAX: 812-948-5047 e-Mail: info@SAMTEC.com code: 55322
MATERIAL: DO NOT SCALE DRAWING SHEET SCALE: 1.5:1 MATERIAL: VECTRA E130I COLOR: BLACK CONTACT: BeCu, 174HT		DESCRIPTION: .156 HI POWER SOCKET ASSEMBLY	
F:\dwg\sw\exisprod\assembly\156\FHP-XX-XX-XX-S-XX-XX-XX-ASM.slddrw		DWG. NO: FHP-XX-XX-XX-S-XX-XX-XX	
		BY: BRATCHER 03/01/99 SHEET 1 OF 3	



NOTE: "M" = USED MEASURED DIMENSION (REF)
"P" = $\{("M" - .256 [6.50]) / 2\} \pm .020 [.51]$

FIG 3

-K: POLYIMIDE FILM PAD OPTION
(SHOWN: FHP-10-02-X-S-K)



PACKAGING TABLE			
LEAD STYLE	OPTIONS	PACKAGING TUBE	PLUG
-01	ALL OPTIONS	PT-1-24-02-44	TP-03
-02	ALL OPTIONS	PT-1-24-02-44	TP-03

PROPRIETARY NOTE
THIS DOCUMENT CONTAINS INFORMATION CONFIDENTIAL AND PROPRIETARY TO SAMTEC, INC. AND SHALL NOT BE REPRODUCED OR TRANSFERRED TO OTHER DOCUMENTS OR DISCLOSED TO OTHERS OR USED FOR ANY PURPOSE OTHER THAN THAT WHICH IT WAS OBTAINED WITHOUT THE EXPRESSED WRITTEN CONSENT OF SAMTEC, INC.

DO NOT SCALE DRAWING

SHEET SCALE: 1:0.666667

F:\dwg\sw\axisprod\assembly\156\FHP-XX-XX-XX-S-XX-XX-XX-ASM.sldrw

samtec
520 PARK EAST BLVD, NEW ALBANY, IN 47150
PHONE: 812-944-6733 FAX: 812-948-5047
e-Mail: info@SAMTEC.com code: 55322


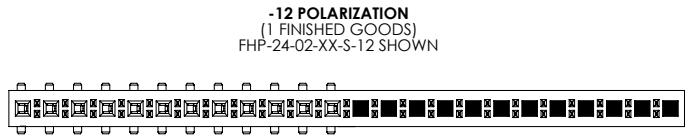
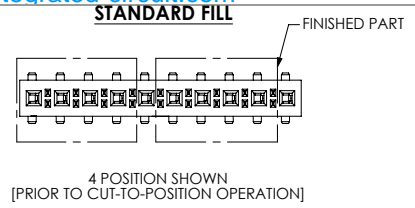
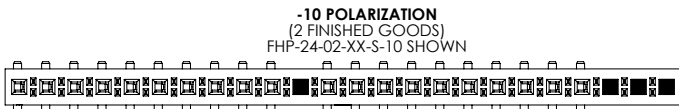

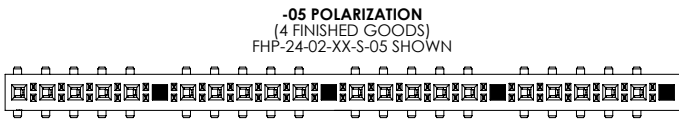
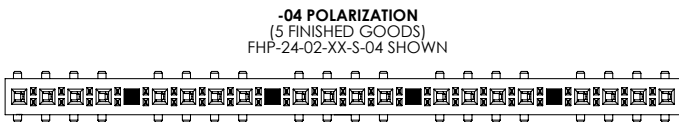
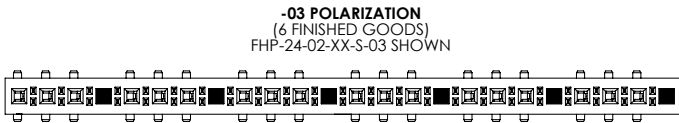
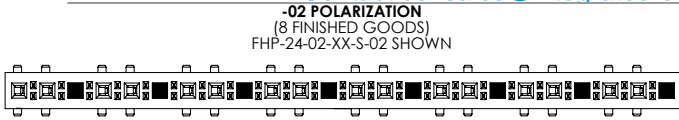
DESCRIPTION: .156 HI POWER SOCKET ASSEMBLY
DWG. NO. FHP-XX-XX-XX-S-XX-XX-XX
BY: BRATCHER 03/01/99 SHEET 2 OF 3

REVISION AG

POLARIZED OPTION
 ■ = DENOTES EMPTY POSITION

IN-PROCESS 1
 FILL C-T30-XX-X

Contact us: sales@integrated-circuit.com Website: www.integrated-circuit.com



<p>PROPRIETARY NOTE THIS DOCUMENT CONTAINS INFORMATION CONFIDENTIAL AND PROPRIETARY TO SAMTEC, INC. AND SHALL NOT BE REPRODUCED OR TRANSFERRED TO OTHER DOCUMENTS OR DISCLOSED TO OTHERS OR USED FOR ANY PURPOSE OTHER THAN THAT WHICH IT WAS OBTAINED WITHOUT THE EXPRESSED WRITTEN CONSENT OF SAMTEC, INC.</p> <p>DO NOT SCALE DRAWING</p> <p>SHEET SCALE: 1:25:1</p>	<p>samtec 520 PARK EAST BLVD, NEW ALBANY, IN 47150 PHONE: 812-944-6733 FAX: 812-948-5047 e-Mail: info@SAMTEC.com code: 55322</p>
	<p>DESCRIPTION: .156 HI POWER SOCKET ASSEMBLY</p> <p>DWG. NO. FHP-XX-XX-XX-S-XX-XX-XX</p> <p>BY: BRATCHER 03/01/99 SHEET 3 OF 3</p>