



## Excellent Integrated System Limited

Stocking Distributor

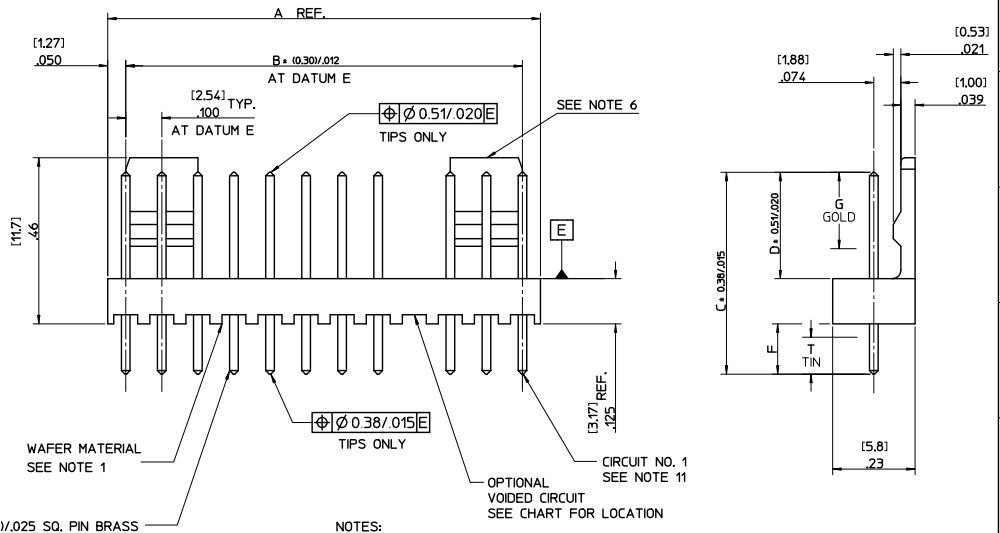
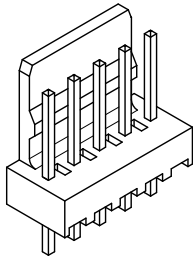
Click to view price, real time Inventory, Delivery & Lifecycle Information:

[Molex Connector Corporation](#)  
[22-27-2111](#)

For any questions, you can email us directly:

[sales@integrated-circuit.com](mailto:sales@integrated-circuit.com)

NO. OF CCTS	DIMN. "A"	DIMN. "B"
2	( 5.08 ) .200	( 2.54 ) .100
3	( 7.62 ) .300	( 5.08 ) .200
4	(10.16 ) .400	( 7.62 ) .300
5	(12.70 ) .500	(10.16 ) .400
6	(15.24 ) .600	(12.70 ) .500
7	(17.78 ) .700	(15.24 ) .600
8	(20.32 ) .800	(17.78 ) .700
9	(22.86 ) .900	(20.32 ) .800
10	(25.40 ) 1.000	(22.86 ) .900
11	(27.94 ) 1.100	(25.40 ) 1.000
12	(30.48 ) 1.200	(27.94 ) 1.100
13	(33.02 ) 1.300	(30.48 ) 1.200
14	(35.56 ) 1.400	(33.02 ) 1.300
15	(38.10 ) 1.500	(35.56 ) 1.400
16	(40.64 ) 1.600	(38.10 ) 1.500



0.641/.025 SQ. PIN BRASS

NOTES:

1. WAFER MATERIAL: NYLON, UL94V-0, PIN MATERIAL: BRASS
2. FINISH:
  - 154 = OVERALL TIN: 0.00254/.00100 MIN. OVER 0.00127/.000050 MIN. NICKEL
  - 197 = OVERALL REFLOWED MATTE TIN: 0.00152/.00060 MIN. OVER 0.00127/.000050 MIN. NICKEL
  - 222 = OVERALL MATTE TIN: 0.00254/.00100 MIN. OVER 0.00127/.000050 MIN. NICKEL
  - 228 = SELECT GOLD 0.00076/.000030 MIN., SELECT MATTE TIN: 0.00254/.00100 OVER 0.00127/.000050 MIN. NICKEL
  - 231 = SELECT GOLD 0.00127/.000050 MIN., SELECT MATTE TIN: 0.00254/.00100 OVER 0.00076/.000030 MIN. NICKEL
  - 241 = SELECT GOLD 0.00051/.000020 MIN., SELECT MATTE TIN: 0.00254/.00100 OVER 0.00076/.000030 MIN. NICKEL
3. THIS PART CONFORMS TO MOLEX PROD. SPEC. PS-99020-0088.
4. PACKAGING: PER PK-6410-002
5. PIN SOLDERABILITY PER MOLEX SPEC. SMES-152.
6. SINGLE RAMP ON 2-6 CCTS TWO RAMP ON 7-16 CCTS, AS SHOWN.
7. PIN PUSH OUT FORCE: 10.907 Kgf/2lbs MIN.
8. PCB THICKNESS 1.6MM
9. WAFERS STACKABLE END TO END WITH (2.54)/.100 BETWEEN END PINS
10. THIS PART CONFORMS TO CLASS B REQUIREMENTS OF COSMETIC SPECIFICATION PS-45499-002
11. CIRCUIT 1 DESIGNATION IS USED TO DEFINE VOID LOCATION. CIRCUIT 1 MAY OR MAY NOT LINE UP WITH CIRCUIT 1 ON THE MATING HOUSING.

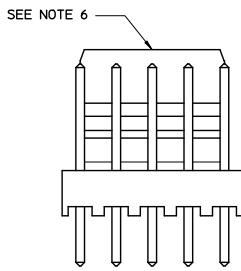
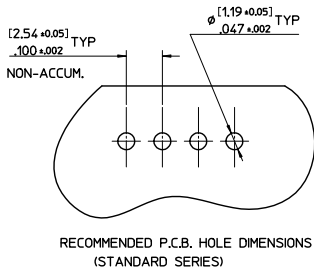
AE-6410- N \* (\*) - \*

NO. OF CCTS

WAFER ASSY. OPTION

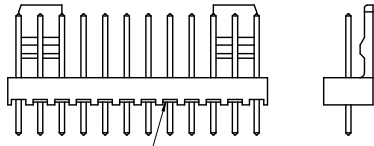
VOIDED CIRCUIT CODE NO. CORRESPONDS TO CIRCUIT NO. VOIDED. MULTIPLE VOIDS START WITH 51  
BLANK = NONE

PLATING TYPE



CHANGE PLATING EC NO: UCP2012-1821 DRAWN BY: DRW:MS/STROH 2011/12/29 CHECKED BY: CHK:KOKKI/TPPER 2012/01/03 APPROVED BY: APP:R/SMITH 2012/02/02	QUALITY SYMBOLS ▽=0 ▽=0 ▽=0	GENERAL TOLERANCES (UNLESS SPECIFIED)		DIMENSION STYLE		SCALE	DESIGN UNITS	THIRD ANGLE PROJECTION
		mm	INCH	MM/IN	5:1	METRIC		
		4 PLACES	± .---	± .---	DRAWN BY: T. MAHON	DATE: 28/01/03	TITLE: WAFER, FRICTION LOCK KK (2.54)/.100 FOR (0.641)/.025 SQ. PINS	
		3 PLACES	± .---	± .010	CHECKED BY: BMAGUIRE	DATE: 28/01/03	MOLEX INCORPORATED	
		2 PLACES	± 0.25	± .014	APPROVED BY: JDENNEHY	DATE: 2005/03/11	MATERIAL NO. DOCUMENT NO. SHEET NO. 1 OF 4	
		1 PLACE	± 0.35	± .---	DRAFT WHERE APPLICABLE MUST REMAIN WITHIN DIMENSIONS			
BC	REV	ANGULAR ± .5 °		SEE CHART		SDAE-6410-N		
		SIZE C		THIS DRAWING CONTAINS INFORMATION THAT IS PROPRIETARY TO MOLEX INCORPORATED AND SHOULD NOT BE USED WITHOUT WRITTEN PERMISSION				

ENG. NO.	AE-6410-NA ( 222 )	AE-6410-NC ( 197 )	AE-6410-NH ( 197 )	AE-6410-NJ ( 197 )	AE-6410-NL ( 154 )	AE-6410-NM ( 154 )	
DIMN. "D"	(7.50) .295	(7.14) .281	(7.49) .295	(18.80) .740	(8.58) .338	(7.62) .300	
DIMN. "C"	(14.22 ) / .560	(20.32 ) / .800	(14.98 ) / .590	(25.40 ) / 1.000	(23.88 ) / .940	(20.32 ) / .800	
DIMN. "F"	(3.56 ) / .140 REF	(10.00 ) / .394 REF	(4.32 ) / .170 REF	(3.43 ) / .135 REF	(12.13 ) / .477 REF	(9.53 ) / .375 REF	
DIMN. "G"	N/A	N/A	N/A	N/A	N/A	N/A	
DIMN. "T"	OVERALL	OVERALL	OVERALL	OVERALL	OVERALL	OVERALL	
PLATING	222	197	197	197	154	154	
NO. OF CIRCUITS	2	AE-6410-2A(222) 22-27-2021	AE-6410-2C(197) 38-00-6292	AE-6410-2H(197) 38-00-6754	AE-6410-2J(197) NOT TOOLED	AE-6410-2L(154) NOT TOOLED	AE-6410-2M(154) NOT TOOLED
	3	3 A(222) 2031	3 C(197) 6293	3 H(197) NOT TOOLED	3 J(102) NOT TOOLED	3 L(154) 26-01-3195	3 M(154) 26-01-3179
	4	4 A(222) 2041	4 C(197) 6294	4 H(197) 22-27-2046	4 J(102) NOT TOOLED	4 L(154) NOT TOOLED	4 M(154) NOT TOOLED
	5	5 A(222) 2051	5 C(197) 6295	5 H(197) NOT TOOLED	5 J(102) 22-27-2057	5 L(154)	5 M(154)
	6	6 A(222) 2061	6 C(197) 6296	6 H(197)	6 J(102) NOT TOOLED	6 L(154)	6 M(154)
	7	7 A(222) 2071	7 C(197) 6297	7 H(197)	7 J(102) NOT TOOLED	7 L(154)	7 M(154)
	8	8 A(222) 2081	8 C(197) 6298	8 H(197)	8 J(102) 22-27-2087	8 L(154)	8 M(154)
	9	9 A(222) 2091	9 C(197) 6299	9 H(197)	9 J(102) NOT TOOLED	9 L(154)	9 M(154)
	10	10 A(222) 2101	10 C(197) 6300	10 H(197)	10 J(102)	10 L(154)	10 M(154)
	11	11 A(222) 2111	11 C(197) 6301	11 H(197) NOT TOOLED	11 J(102)	11 L(154)	11 M(154)
	12	12 A(222) 2121	12 C(197) 6302	12 H(197) 22-27-2126	12 J(102)	12 L(154)	12 M(154)
	13	13 A(222) 2131	13 C(197) 6303	13 H(197) NOT TOOLED	13 J(102)	13 L(154)	13 M(154)
	14	14 A(222) 2141	14 C(197) 6304	14 H(197)	14 J(102)	14 L(154) NOT TOOLED	14 M(154)
	15	15 A(222) 2151	15 C(197) 6305	15 H(197)	15 J(102)	15 L(154) 38-00-1736	15 M(154)
	16	AE-6410-2A(222) 22-27-2161	AE-6410-2C(197) 38-00-6306	AE-6410-2H(197) NOT TOOLED	AE-6410-2J(197) NOT TOOLED	AE-6410-2L(154) NOT TOOLED	AE-6410-2M(154) NOT TOOLED



RIBS ADDED (4-16 CCTS. ONLY)  
ALTERNATIVE WAFER CONFIGURATION

SEE SHEET 1 EC NO: UCP2012-1821 DRAWN BY: CHIKAKI CHECKED BY: CHIKAKI APPROVED BY: CHIKAKI DATE: 2011/12/22 DATE: 2012/01/03 DATE: 2012/02/02	QUALITY SYMBOLS ∇=0 ∇=0 ∇=0	GENERAL TOLERANCES (UNLESS SPECIFIED)		DIMENSION STYLE MM/IN		SCALE 4:1	DESIGN UNITS METRIC	THIRD ANGLE PROJECTION	
		4 PLACES ± --- ± ---	3 PLACES ± --- ± .010	DRAWN BY T. MAHON	DATE 28/01/03	TITLE WAFER, FRICTION LOCK KK (2.54)/.100 FOR (0.64)/.025 SQ. PINS			
		2 PLACES ± 0.25 ± .014	1 PLACE ± 0.35 ± ---	CHECKED BY BMAGUIRE	DATE 28/01/03	MOLEX INCORPORATED			
		ANGULAR ± .5 °	DRAFT WHERE APPLICABLE MUST REMAIN WITHIN DIMENSIONS	APPROVED BY J DENNEHY	DATE 2005/03/11	MATERIAL NO. SEE CHART	DOCUMENT NO. SDAE-6410-N	SHEET NO. 2 OF 4	

ENG. NO.	AE-6410-NA (241)	AE-6410-NC (241)	AE-6410-NA (231)	AE-6410-NS (241)	AE-6410-NA (228)	
DIMN. "D"	(7.50) .295	(7.14) .281	(7.50) .295	(7.50) .295	(7.50) .295	
DIMN. "C"	(14.22 )/.560	(20.32 )/.800	(14.22 )/.560	(16.51 )/.650	(14.22 )/.560	
DIMN. "F"	( 3.56 )/.140 REF	(10.00 )/.394 REF	( 3.56 )/.140 REF	(5.84 )/.230 REF	( 3.56 )/.140 REF	
DIMN. "G"	(3.56)/.140	(5.08)/.200	(3.56)/.140	(5.08)/.200	(3.56)/.140	
DIMN. "T"	(3.43)/.135	(5.08)/.200	(3.43)/.135	(5.08)/.200	(3.43)/.135	
PLATING	241	241	231	241	228	
NO. OF CIRCUITS	2	AE-6410-2A(241) 22-29-2021	AE-6410-2C(241) NOT TOOLED	AE-6410-2A(231) 38-00-7250	NOT TOOLED	AE-6410-2A(228) 38-00-7062
	3	3 A(241) ↑ 2031	3 C(241) 38-00-5909	3 A(231) NOT TOOLED	NOT TOOLED	3 A(228) ↑ 7063
	4	4 A(241) 2041	4 C(241) NOT TOOLED	4 A(231) 38-00-7251	AE-6410-4S(241) 38-00-7666	4 A ↑ 7064
	5	5 A(241) 2051	5 C(241) ↑	5 A(231) NOT TOOLED	NOT TOOLED	5 A ↑ 7065
	6	6 A(241) 2061	6 C(241)	6 A(231) ↑	6 S(241) 38-00-7667	6 A ↑ 7066
	7	7 A(241) 2071	7 C(241)	7 A(231)	NOT TOOLED	7 A ↓ 7067
	8	8 A(241) 2081	8 C(241)	8 A(231)	↑	8 A 38-00-7068
	9	9 A(241) 2091	9 C(241)	9 A(231)		9 A NOT TOOLED
	10	10 A(241) 2101	10 C(241)	10 A(231)		10 A NOT TOOLED
	11	11 A(241) 2111	11 C(241)	11 A(231)		11 A NOT TOOLED
	12	12 A(241) 2121	12 C(241)	12 A(231)		12 A 38-00-7072
	13	13 A(241) 2131	13 C(241)	13 A(231)		13 A NOT TOOLED
	14	14 A(241) 2141	14 C(241)	14 A(231)		14 A 38-00-7074
	15	15 A(241) ↓ 2151	15 C(241) ↓	15 A(231) ↓		15 A ↓ NOT TOOLED
	16	AE-6410-36A(241) 22-29-2161	AE-6410-36C(241) NOT TOOLED	AE-6410-36A(231) NOT TOOLED	NOT TOOLED	AE-6410-36A(228) NOT TOOLED

SEE SHEET 1 E.C. NO: UCP2012-1821 2011/12/22 DRAWN BY: DRWMS/STH 2012/01/03 CHECKED BY: CHKDK/KIPPER 2012/02/02 APPROVED BY: APPR/SMT/H	QUALITY SYMBOLS ∇=0 ∇=0 ∇=0	GENERAL TOLERANCES (UNLESS SPECIFIED) mm INCH		DIMENSION STYLE MM/IN		SCALE 4:1	DESIGN UNITS METRIC	THIRD ANGLE PROJECTION		
		4 PLACES ± --- ± ---	3 PLACES ± --- ± .010	2 PLACES ± 0.25 ± .014	1 PLACE ± 0.35 ± ---	DRAWN BY T. MAHON DATE 28/01/03	CHECKED BY BMAGUIRE DATE 28/01/03	TITLE WAFER, FRICTION LOCK KK (2.54)/.100 FOR (0.64)/.025 SQ. PINS		
		ANGULAR ± .5 °				APPROVED BY J DENNEHY DATE 2005/03/11	MATERIAL NO. AE-6410-36A(231)	DOCUMENT NO. SDAE-6410-N	MOLEX INCORPORATED	
		DRAFT WHERE APPLICABLE MUST REMAIN WITHIN DIMENSIONS				SEE CHART	THIS DRAWING CONTAINS INFORMATION THAT IS PROPRIETARY TO MOLEX INCORPORATED AND SHOULD NOT BE USED WITHOUT WRITTEN PERMISSION			

VOIDED CIRCUIT OPTION

ENG. NO.	AE-6410-NA(197)-*		
DIM. D	7.50/.295		
DIM. C	14.22 /.560		
DIM. F (REF)	3.56 /.140		
DIM. G	N/A		
DIM. T	OVERALL		
PLATING	197		
PART No.	ENG No.	CKT SIZE	VOID LOCATION
38-00-7222	AE-6410-3A(197)-2	3	2
↑ 4749	↑ -4A(197)-3	4	3
0611	-5A(197)-3	5	3
0089	-6A(197)-3	6	3
0090	-6A(197)-51	6	3,4,5
5370	-15A(197)-02	15	2
↓ 7688	↓ -12A(197)-09	12	9

SEE SHEET 1 EC NO: UCP2012-1821 DRAWN BY: DRWINNSTRONH CHECKED BY: CHKOKMPLPER APPROF: SMITH 2011/12/22 2012/01/03 2012/02/02	QUALITY SYMBOLS	GENERAL TOLERANCES (UNLESS SPECIFIED)		DIMENSION STYLE MM/IN		SCALE 4:1	DESIGN UNITS METRIC	THIRD ANGLE PROJECTION
	▽=0	4 PLACES ±---	±---	INCH	DRAWN BY T. MAHON	DATE 28/01/03	TITLE WAFFER, FRICTION LOCK KK (2.54)/.100 FOR (0.64)/.025 SQ. PINS	
	▽=0	3 PLACES ±---	±.010	DATE 28/01/03	CHECKED BY BMAGUIRE	DATE 28/01/03		
	▽=0	2 PLACES ±0.25	±.014	APPROVED BY J DENNEHY		DATE 2005/03/11	MOLEX INCORPORATED	
	1 PLACE ±0.35	±---	ANGULAR ±.5°		MATERIAL NO. SEE CHART	DOCUMENT NO. SDAE-6410-N	SHEET NO. 4 OF 4	
DRAFT WHERE APPLICABLE MUST REMAIN WITHIN DIMENSIONS			THIS DRAWING CONTAINS INFORMATION THAT IS PROPRIETARY TO MOLEX INCORPORATED AND SHOULD NOT BE USED WITHOUT WRITTEN PERMISSION					