

## Excellent Integrated System Limited

Stocking Distributor

Click to view price, real time Inventory, Delivery & Lifecycle Information:

[Littelfuse](#)  
[0297002.WXNV](#)

For any questions, you can email us directly:

[sales@integrated-circuit.com](mailto:sales@integrated-circuit.com)

# Blade Fuses

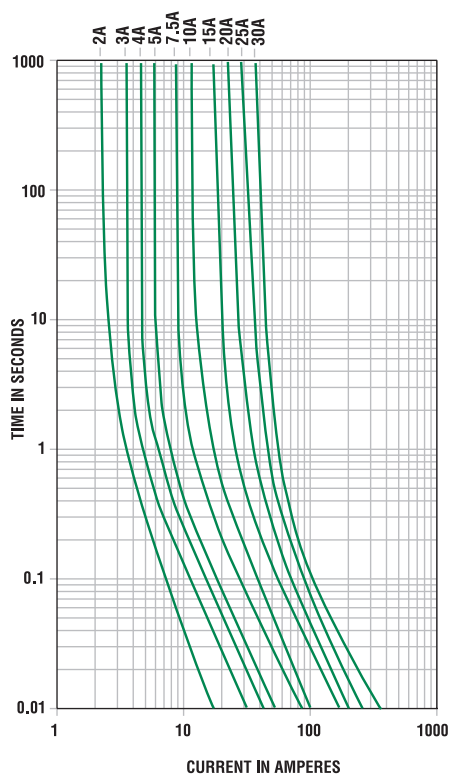


MINI® Blade Fuses



MINI® Sn (Tin plated)  
Blade Fuses

## Time-Current Characteristic Curves



**\*Component Level Temperature** = the maximum ambient temperature that a single fuse will survive. This does not factor-in the heat from a populated fuse box, but does include the heat from the current load with the proper rerating. **\*\*System Level Temperature** represents the ambient temperature of the fuse box at a location within the vehicle. The temperature within a populated fuse box (in a given location) will be higher. The limiting factor is the plating. Sn-plating's temperature limit is ~130°C, and Ag-plating allows up to 150°C at the terminal interface.

## MINI® Blade Fuses Rated 32V

The MINI® Fuse is the standard for vehicle circuit protection. Its miniature design meets the need for more circuits to be protected while utilizing less space, and its ability to cope with high temperatures in adverse environments makes the MINI® Fuse of recommended choice for protection.

### Specification

	MINI (Silver Plated)	MINI Sn (Tin Plated)
Interrupting Rating:	1000A @ 32 VDC	1000A @ 32 VDC
Voltage Rating:	32 VDC	32 VDC
*Component Level Temperature Range:	-40°C to +125°C	-40°C to +105°C
**System Level Temperature Range:	-40°C to +105°C	-40°C to +85°C
<i>105°C and 85°C are typical system level temperature requirements.</i>		
Terminals:	Ag plated zinc alloy	Sn plated zinc alloy
Housing Material:	PA66	PA66
Complies with:	SAE J2077, ISO 8820-3, UL 248 Special Purpose Fuses	SAE J2077, ISO 8820-3 not UL recognized



### Ordering Information

Part Number	Package Size
0297xxx.WXNV	3000
0297xxx.U	500
0297xxx.H	100
0297xxx.L	50
<b>MINI® Sn Fuse</b>	
0297xxx.WXT	3000

### Time-Current Characteristics

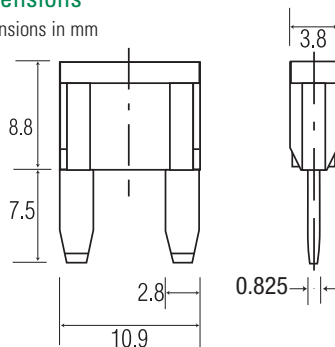
% of Rating	Opening Time Min / Max (s)
110	360,000 s / -
135	0.75 s / 600 s
200	0.15 s / 5 s
350	0.080 s / 0.500 s
600	0.030 s / 0.100 s

### Ratings

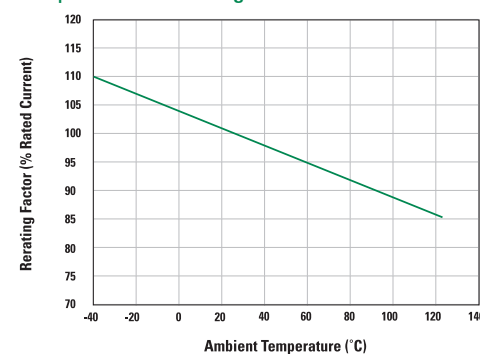
Part Number	Current Rating (A)	Housing Material Color	Typ. Voltage Drop (mV)	Cold Resistance (mΩ)	I <sup>2</sup> t (A <sup>2</sup> s)
0297002_	2		171	55.60	2.8
0297003_	3		153	33.75	9.4
0297004_	4		121	23.48	17
0297005_	5		129	17.75	25
029707.5_	7.5		135	10.85	68
0297010_	10		108	7.42	93
0297015_	15		98	4.58	270
0297020_	20		96	3.21	380
0297025_	25		86	2.36	625
0297030_	30		87	1.85	1130

### Dimensions

Dimensions in mm



### Temperature Rerating Curve



Littelfuse products are designed for specific applications and should not be used for any purpose (including, without limitation, automotive applications) not expressly set forth in applicable Littelfuse product documentation. Warranties granted by Littelfuse shall be deemed void for products used for any purpose not expressly set forth in applicable Littelfuse product documentation. Littelfuse shall not be liable for any claims or damages arising out of products used in applications not expressly intended by Littelfuse as set forth in applicable Littelfuse product documentation.