

## **Excellent Integrated System Limited**

Stocking Distributor

Click to view price, real time Inventory, Delivery & Lifecycle Information:

[Apem Inc.](#)  
[A02501](#)

For any questions, you can email us directly:  
[sales@integrated-circuit.com](mailto:sales@integrated-circuit.com)

# A02 SERIES KEYLOCK SWITCHES

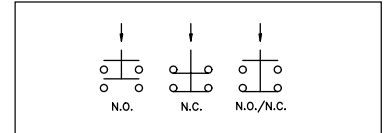
**Panel cut-out .866" (22mm) or 1.161" x .846" (29.5mm x 21.5mm)**

**A keylock switch assembly requires:  
Operator + one or two Switchblocks**

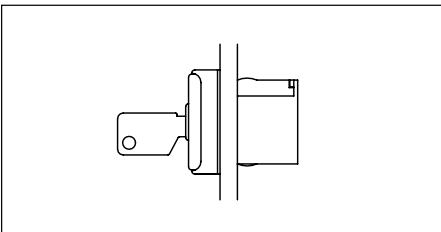
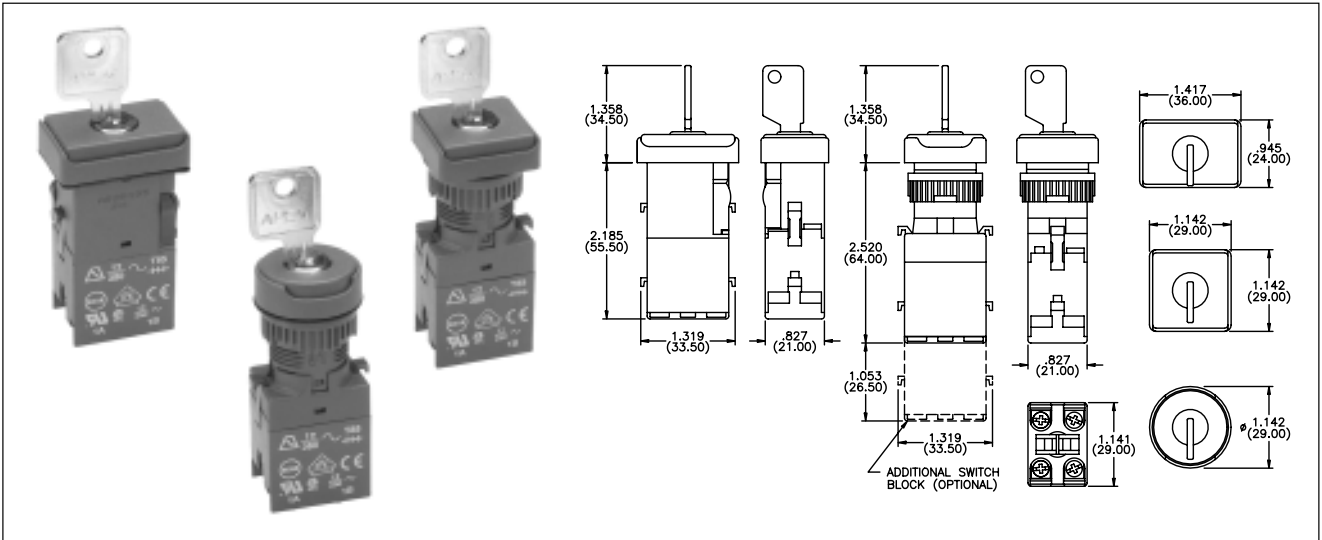
To order, select desired model numbers from tables below.

**Example:** IP65 square 2 position maintained keylock switch with 2 N.O. contacts =  
**A028201 and A02503**

Switches are normally shipped unassembled. Consult factory if factory assembly is required.

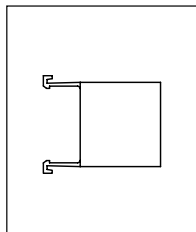


SPECIFICATIONS SUBJECT TO CHANGE WITHOUT NOTICE.



**OPERATOR**

Bezel	Description	Part no.	Key removable
■	2 pos. maintained	<b>A028101</b>	A - C
■	2 pos. momentary	<b>A028102</b>	A
■	3 pos. maintained	<b>A028105</b>	A - B - C
■	3 pos. momentary	<b>A028106</b>	A
■	3 pos. mainB, momC	<b>A028107</b>	A - B
■	3 pos. momB, mainC	<b>A028108</b>	A - C
■	2 pos. maintained	<b>A028201</b>	A - C
■	2 pos. momentary	<b>A028202</b>	A
■	3 pos. maintained	<b>A028205</b>	A - B - C
■	3 pos. momentary	<b>A028206</b>	A
■	3 pos. mainB, momC	<b>A028207</b>	A - B
■	3 pos. momB, mainC	<b>A028208</b>	A - C
●	2 pos. maintained	<b>A028301</b>	A - C
●	2 pos. momentary	<b>A028302</b>	A
●	3 pos. maintained	<b>A028305</b>	A - B - C
●	3 pos. momentary	<b>A028306</b>	A
●	3 pos. mainB, momC	<b>A028307</b>	A - B
●	3 pos. momB, mainC	<b>A028308</b>	A - C



**SWITCH BLOCK**

Contacts	Part no.
1 N.O.	<b>A02501</b>
1 N.C.	<b>A02502</b>
2 N.O.	<b>A02503</b>
2 N.C.	<b>A02504</b>
1 N.O./1 N.C.	<b>A02505</b>

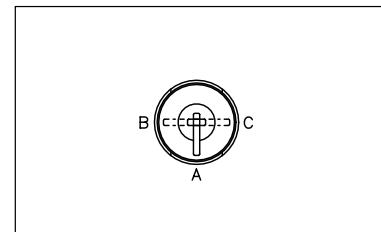
**SECOND**

**SWITCH BLOCK**

Contacts	Part no.
1 N.O.	<b>A02506</b>
1 N.C.	<b>A02507</b>
2 N.O.	<b>A02508</b>
2 N.C.	<b>A02509</b>
1 N.O./1 N.C.	<b>A02510</b>

To achieve 3 or 4 pole switching, add second switch block, from above table.

**KEY POSITIONS**



**Key rotation - 2 position switches**

The model numbers shown are for switches with counterclockwise lever rotation. For clockwise rotation, replace:

- 01 with 20**
- 02 with 19**

at the end of the model number.

2 standard keys are supplied.  
20 key barrel types available from stock.

**FOR UNSEALED SWITCHES (IP40): Add '01' to end of OPERATOR model number.  
NON-REMOVABLE KEY POSITIONS: Contact factory.**

Bezel: ■ rectangular ■ square ● round 'momC' - momentary position C 'mainB' - maintained position B