

## Excellent Integrated System Limited

Stocking Distributor

Click to view price, real time Inventory, Delivery & Lifecycle Information:

[PUI Audio, Inc.](#)  
[PNM-2751L-R](#)

For any questions, you can email us directly:  
[sales@integrated-circuit.com](mailto:sales@integrated-circuit.com)

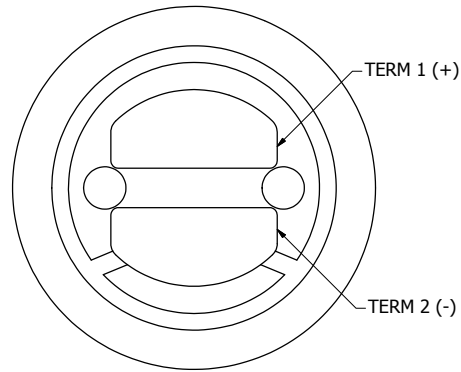
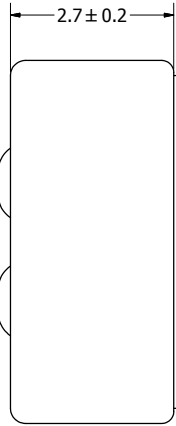
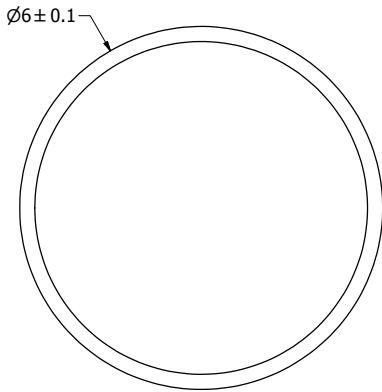
**SPECIFICATIONS**

PARAMETERS	VALUES	UNIT
DIRECTIVITY	NOISE CANCELLING	-
SENSITIVITY	-51 ± 4	dB
STANDARD OPERATING VOLTAGE	2	Vdc
MAX OPERATING VOLTAGE	10	Vdc
CURRENT CONSUMPTION (MAX)	0.5	mA
IMPEDANCE	2.2	KOhm
SIGNAL TO NOISE RATIO (MIN.)	55	dB
MAXIMUM SOUND INPUT	110	dB
OPERATING TEMPERATURE	-20 ~ +70	°C
STORAGE TEMPERATURE	-40 ~ +85	°C
TERMINAL	SOLDER PADS	-
INTERNAL CAPACITOR	N/A	pF

THIS DOCUMENT CONTAINS DATA PROPRIETARY TO PROJECTS UNLIMITED, INC. ANY USE OR REPRODUCTION, IN ANY FORM, WITHOUT PRIOR WRITTEN PERMISSION OF PROJECTS UNLIMITED, INC. IS PROHIBITED.  
 ©2003, Projects Unlimited Inc.


**REVISION HISTORY**

LTR	DESCRIPTION	DATE	APPROVED
-	RELEASED FROM ENGINEERING	1/30/2006	
A	ADDED TERMINAL POLARITY	2/1/2007	D.F.
B	REVISED ELECTRICAL PARAMETERS	2/4/2010	B.R.
C	REVISED TO INVENTOR 3-D DRAWING TEMPLATE	9/22/2010	B.R.



**NOTES:**

1. ALL DIMENSIONS ARE IN MILLIMETERS.
2. SPECIFICATIONS SUBJECT TO CHANGE OR WITHDRAWL WITHOUT NOTICE.
3. THIS PART IS RoHS 2002/95/EC COMPLIANT.

UNLESS OTHERWISE SPECIFIED: DIMENSIONS ARE IN MILLIMETERS, TOLERANCES ARE ±0.5 AND ANGLES ARE ±3°.	SIZE	Designed by	Date	Checked by	Date	Approved by	Date	Drawn Date
	A3	J.A.F.	1/30/2006	E.P.	1/30/2006	B.R.	1/30/2006	9/22/2010
PNM-2751L-R.idw		 <b>pui audio</b> inc. a projects unlimited company		<b>PNM-2751L-R</b> <b>Microphone</b>			Edition	Sheet
						-	1 / 1	