

Excellent Integrated System Limited

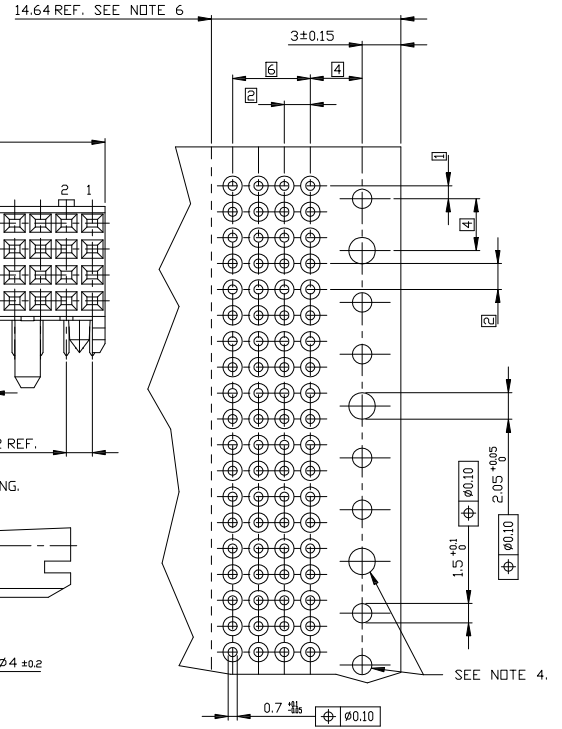
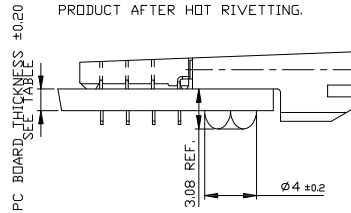
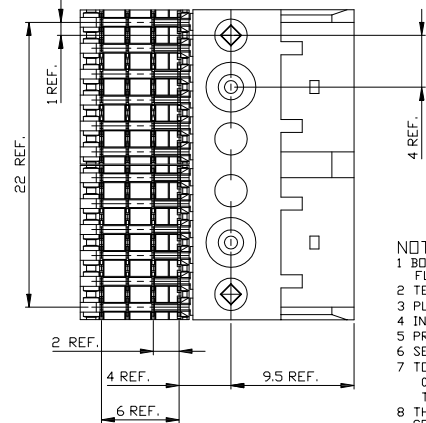
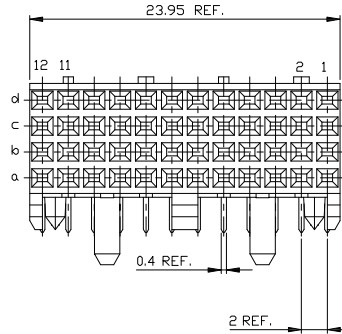
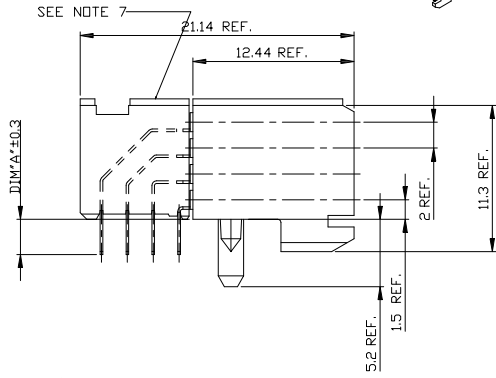
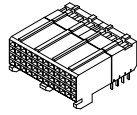
Stocking Distributor

Click to view price, real time Inventory, Delivery & Lifecycle Information:

[FCI](#)
[70228-101LF](#)

For any questions, you can email us directly:
sales@integrated-circuit.com

PC BOARD VERSIONS		
PRODUCT NR:	PCB THICKNESS	DIM*A*
70228-X02/X02LF	1.6	2.90
70228-X12/X12LF	2.4	3.53



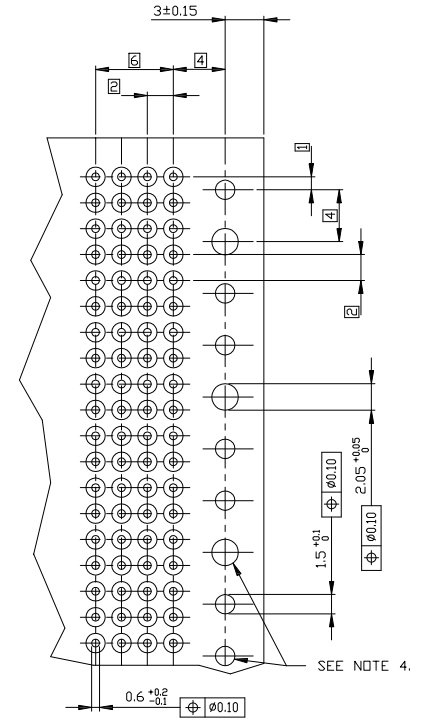
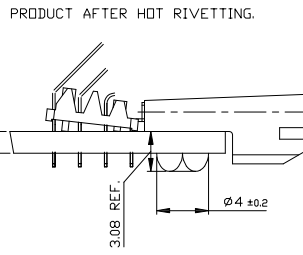
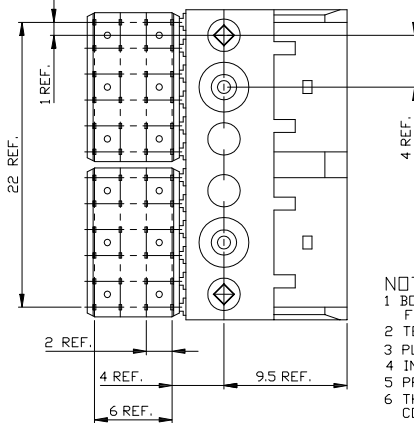
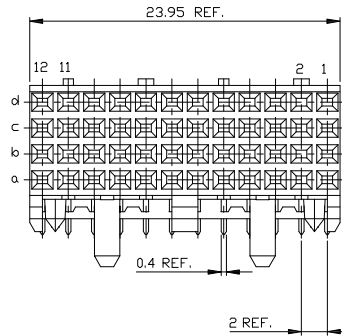
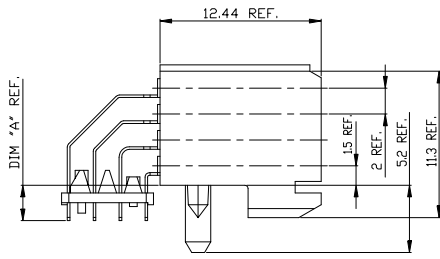
NOTES:

- 1 BODY MAT'L: LIQUID CRYSTAL POLYMER 30% GLASS
FLAME RETARDANT ACC. UL 94-V0
- 2 TERMINAL MATERIAL: PHOSPHOR BRONZE.
- 3 PLATING SOLDER TAILS 2-8 µm SnPb 90-97 OR 2-8 µm PURE Sn
- 4 INDICATED HOLES ARE UNPLATED.
- 5 PRODUCT MARKING: PART NUMBER & BATCH ID.
- 6 SET BACK FOR PRESS BLOCK.
- 7 TOP SURFACE OF PRESS BLOCK MAY EXTEND UP TO 0.4MM HIGHER THAN HOUSING. THIS MAY AFFECT THE TAIL LENGTH BEFORE APPLICATION TO A BOARD
- 8 THIS PRODUCT MEETS EUROPEAN UNION DIRECTIVES AND OTHER COUNTRY REGULATIONS AS DESCRIBED IN GS-22-008
- 9 THE HOUSING WILL WITHSTAND EXPOSURE TO 260DEGREE PEAK TEMPERATURE FOR 10 SECONDS IN A WAVE SOLDER APPLICATION.
- 10 DIAMOND LOCATION PEG ARE ONLY EXISTED ON THE BOTH SIDES OF PRODUCT.

PLATING CONTACT AREA:	
DASH NR:	PERFORMANCE LEVEL
-1YY/1YYLF	TELCORDIA CO
-2YY/2YYLF	CUSTOMER SPECIAL
-3YY/3YYLF	CUSTOMER SPECIAL

nat'l. code	tolerances unless otherwise specified	CUSTOMER COPY	FCI	www.fciconnect.com
lit/elec. ngr/dt	linear	projection	title	RA FEMALE SIGNAL
mm	mm	mm	size	STB 24 mm VERSION
mm	mm	mm	scale	product family METRAL (tn)
mm	mm	mm	scale	code
mm	mm	mm	scale	70228
mm	mm	mm	scale	213
mm	mm	mm	scale	sheet
mm	mm	mm	scale	2 of 2
sheet index	revision sheet	sheet	sheet	sheet

PC BOARD VERSIONS		
PRODUCTNR:	PCB THICKNESS	DIM "A"
70228-X03/X03LF	1.6	2.90
70228-X13/X13LF	2.4	3.53



NOTES:

- 1 BODY MAT'L: LIQUID CRYSTAL POLYMER 30% GLASS FLAME RETARDANT ACC. UL 94-V0
- 2 TERMINAL MATERIAL: PHOSPHOR BRONZE.
- 3 PLATING SOLDER TAILS 2-8 um SnPb 90-97 OR 2-8 um PURE Sn
- 4 INDICATED HOLES ARE UNPLATED.
- 5 PRODUCT MARKING: PART NUMBER & BATCH ID.
- 6 THIS PRODUCT MEETS EUROPEAN UNION DIRECTIVES AND OTHER COUNTRY REGULATIONS AS DESCRIBED IN GS-22-008.
- 7 THE HOUSING WILL WITHSTAND EXPOSURE TO 260 DEGREE PEAK TEMPERATURE FOR 10 SECONDS IN A WAVE SOLDER APPLICATION.
- 8 DIAMOND LOCATION PEG ARE ONLY EXISTED ON THE BOTH SIDES OF PRODUCT.

PLATING CONTACT AREA:

DASH NR:	PERFORMANCE LEVEL
-1YY/1YYLF	TELCORDIA CO
-2YY/2YYLF	CUSTOMER SPECIAL
-3YY/3YYLF	CUSTOMER SPECIAL

nat'l. code	tolerances unless otherwise specified	CUSTOMER COPY	FCI	www.fciconnect.com
lit/ecn	ndr/ date	linear	projection	title
		angles	1st angle	RA FEMALE SIGNAL STB 24 mm VERSION
		dir	mm	product family METRAL(tn)
		prgr	scale	size/dwg no
		chr	A2	70228
		lppd	SI	code 213
sheet index	revision sheet			sheet 3 of 3