

Excellent Integrated System Limited

Stocking Distributor

Click to view price, real time Inventory, Delivery & Lifecycle Information:

[CUI Inc.](#)
[PJ-042-SMT-TR](#)

For any questions, you can email us directly:

sales@integrated-circuit.com



date 04/14/2016

page 1 of 3

MODEL: PJ-042-SMT | DESCRIPTION: DC POWER JACK

FEATURES

- 0.65mm center pin
- 1.0 A rating
- right angle orientation
- surface mount (SMT)
- internal switch



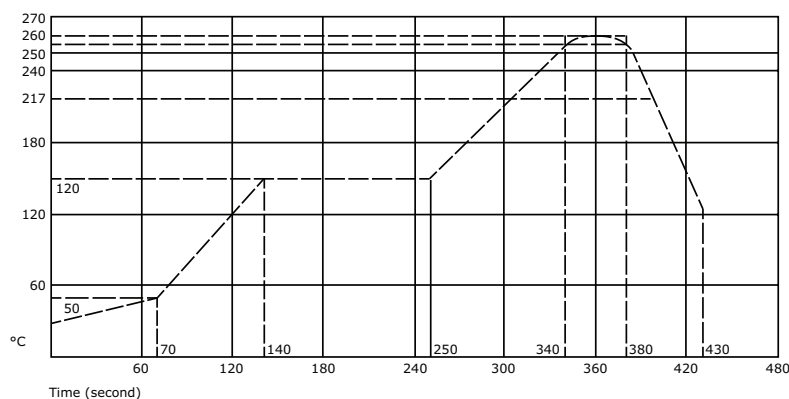
SPECIFICATIONS

parameter	conditions/description	min	typ	max	units
rated input voltage			24		Vdc
rated input current				1.0	A
contact resistance ¹	between terminal and mating plug between terminal in a closed circuit			50 30	mΩ mΩ
insulation resistance	at 500 Vdc	100			MΩ
voltage withstand	at 50/60Hz for 1 minute			500	Vac
insertion/withdrawal force		0.3		3	kg
terminal strength	any direction for 10 seconds			500	g
operating temperature		-25		85	°C
life			5,000		cycles
flammability rating	UL94V-0				
RoHS	2011/65/EU				

Notes: 1. When measured at a current of less than 100 mA/1 kHz
2. Add suffix "-TR" to the model number for tape & reel packaging

SOLDERABILITY

parameter	conditions/description	min	typ	max	units
reflow soldering	see reflow profile	255	260	265	°C



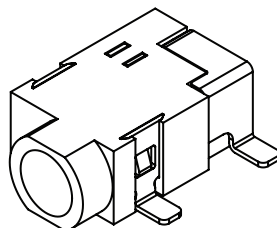
MECHANICAL DRAWING

units: mm[inches]

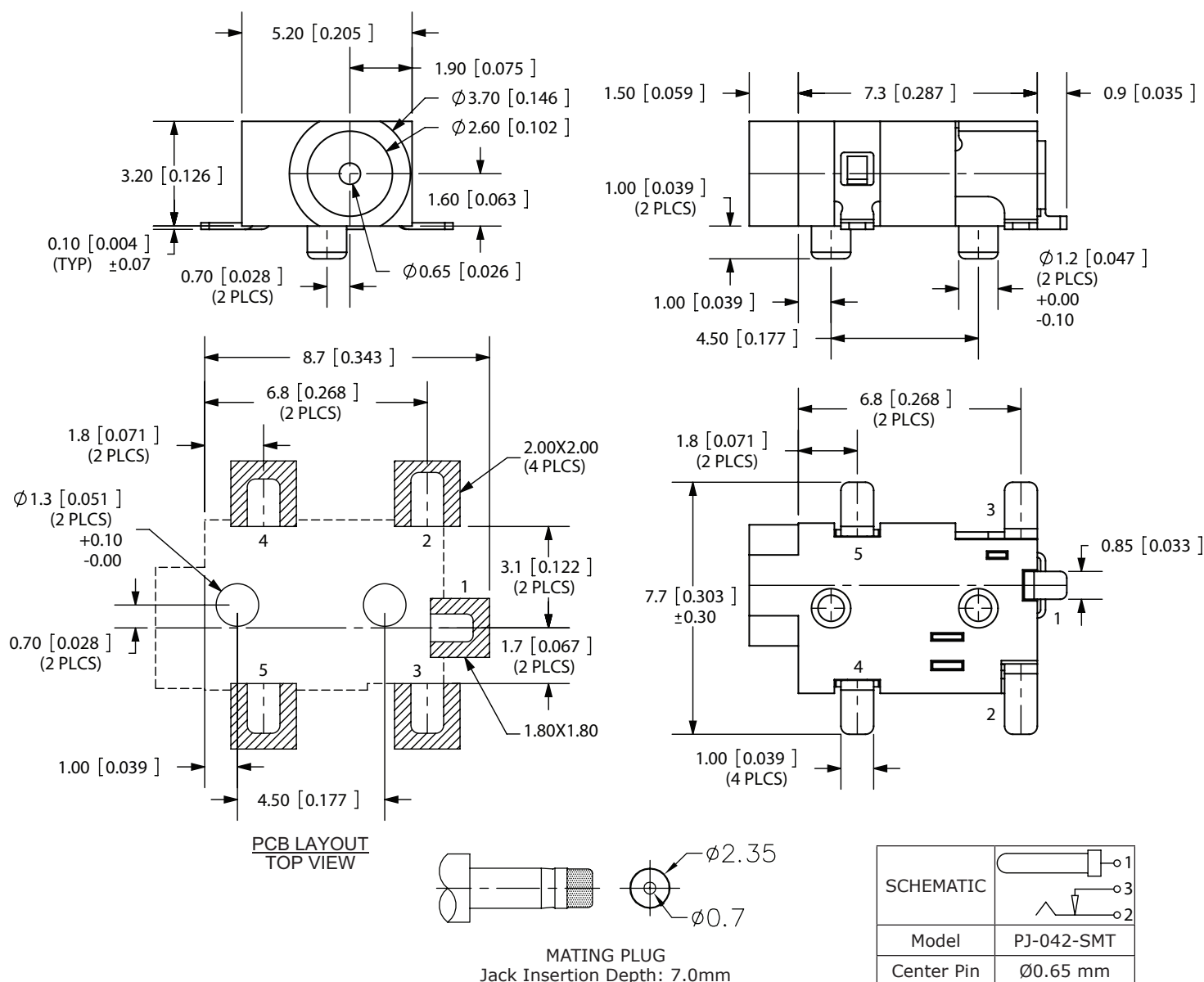
tolerance:

X.X ± 0.2 mm

X.XX ± 0.1 mm

X.XXX ± 0.05 mm


	MATERIAL	PLATING
center pin	brass	silver
terminal 1	brass	silver
terminal 2	copper alloy	silver
terminal 3	brass	silver
supports	brass	silver
stopper	stainless steel	
plastic	PA6T	



Note: All specifications measured at 10~35°C, humidity at 45~85%, under standard atmospheric pressure, unless otherwise noted.



Distributor of CUI Inc.: Excellent Integrated System Limited

Datasheet of PJ-042-SMT-TR - CONN PWR JACK 0.65X2.6MM SMT

Contact us: sales@integrated-circuit.com Website: www.integrated-circuit.com

For more information, please visit the [product page](#) | For information on related products, view [External Power Supplies](#)

CUI Inc | MODEL: PJ-042-SMT | DESCRIPTION: DC POWER JACK

date 04/14/2016 | page 3 of 3

REVISION HISTORY

rev.	description	date
1.0	initial release	02/05/2007
1.01	added TR package option and jack insertion depth	11/07/2012
1.02	applied new spec template	08/29/2013
1.03	increased voltage rating	04/14/2016

The revision history provided is for informational purposes only and is believed to be accurate.



CUI INC[®]

Headquarters

20050 SW 112th Ave.
Tualatin, OR 97062
800.275.4899

Fax 503.612.2383

cui.com

techsupport@cui.com

CUI offers a one (1) year limited warranty. Complete warranty information is listed on our website.

CUI reserves the right to make changes to the product at any time without notice. Information provided by CUI is believed to be accurate and reliable. However, no responsibility is assumed by CUI for its use, nor for any infringements of patents or other rights of third parties which may result from its use.

CUI products are not authorized or warranted for use as critical components in equipment that requires an extremely high level of reliability. A critical component is any component of a life support device or system whose failure to perform can be reasonably expected to cause the failure of the life support device or system, or to affect its safety or effectiveness.